



300-415^{Q&As}

Implementing Cisco SD-WAN Solutions (ENSDWI)

Pass Cisco 300-415 Exam with 100% Guarantee

Free Download Real Questions & Answers **PDF** and **VCE** file from:

<https://www.geekcert.com/300-415.html>

100% Passing Guarantee
100% Money Back Assurance

Following Questions and Answers are all new published by Cisco
Official Exam Center

- ⚙️ **Instant Download** After Purchase
- ⚙️ **100% Money Back** Guarantee
- ⚙️ **365 Days** Free Update
- ⚙️ **800,000+** Satisfied Customers





QUESTION 1

Which capability does Cisco SD-WAN Multi-Region Fabric provide?

- A. end-to-end SLA-aware routing
- B. overlay support for IP multicast
- C. assignment of a single vSmart controller to handle region 0 and noncore regions
- D. end-to-end encryption for inter-region traffic

Correct Answer: D

QUESTION 2

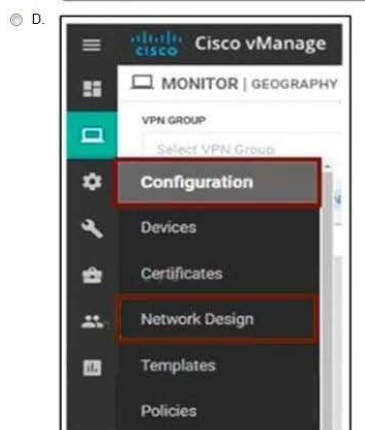
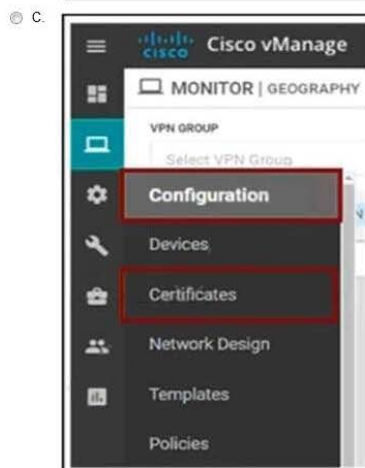
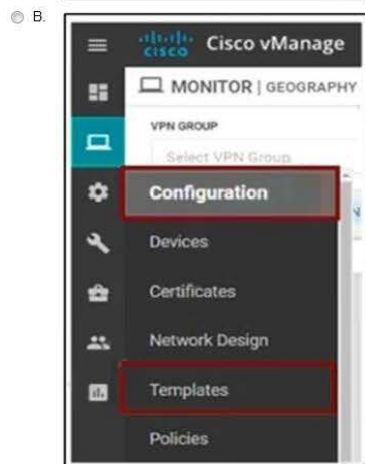
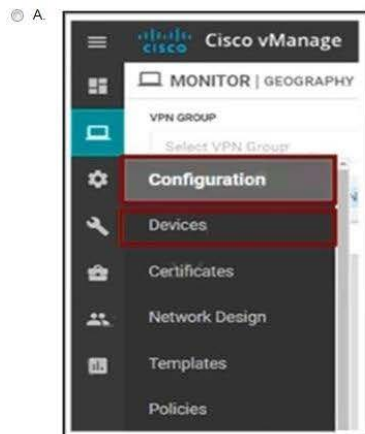
Which issue triggers the Cisco Umbrella resolver to forward DNS requests to the intelligent proxy?

- A. A domain is nonexistent.
- B. A domain is block-listed.
- C. A domain is locally reachable.
- D. A domain is grey-listed.

Correct Answer: D

QUESTION 3

The Cisco SD-WAN engineer is configuring service chaining for a next-generation firewall located at the headquarters. Which configuration creates the service?





- A. Option A
- B. Option B
- C. Option C
- D. Option D

Correct Answer: B

QUESTION 4

What is the main purpose of using TLOC extensions in WAN Edge router configuration?

- A. transports control traffic to remote-site WAN Edge routers
- B. creates an IPsec tunnel from WAN Edge to vBond Orchestrator
- C. creates hardware-level transport redundancy at the local site
- D. transports control traffic to a redundant vSmart Controller

Correct Answer: C

TLOC extensions are used to provide redundancy and failover capabilities at the local site. They allow a WAN Edge router to connect to multiple transport networks (e.g., MPLS, Internet) simultaneously. If one transport network becomes unavailable or experiences issues, the WAN Edge router can seamlessly switch to an alternative transport network, ensuring network uptime and reliability.

QUESTION 5

What is the default interval for BFD packets?

- A. 1 second
- B. 15 second
- C. 10 second
- D. 5 second

Correct Answer: A

[300-415 PDF Dumps](#)

[300-415 Exam Questions](#)

[300-415 Braindumps](#)