



6002.1^{Q&As}

Avaya Aura(TM) Communication Manager and CM Messaging (R6.0)
Implementation Exam





Pass Avaya 6002.1 Exam with 100% Guarantee

Free Download Real Questions & Answers **PDF** and **VCE** file from:

<https://www.geekcert.com/6002-1.html>

100% Passing Guarantee
100% Money Back Assurance

Following Questions and Answers are all new published by Avaya
Official Exam Center

-  **Instant Download** After Purchase
-  **100% Money Back** Guarantee
-  **365 Days** Free Update
-  **800,000+** Satisfied Customers





QUESTION 1

Which communication manager 6.0 command is used to add a new survivable

- A. add surviveable-processor
- B. add survivable-processor ess
- C. add survivable-processor core
- D. add survivable-processor

Correct Answer: D

QUESTION 2

Which procedure must be followed while, migrating from CM 5.2.1 (S8800 Server with 2 HDD) to CM 6.0?

- A. Insert 3rd hard drive, run raid CD, and than run raid CD after rebooting.
- B. Take backup, store the backup locally, insert 3rd hard drive, and then run Raid CD after rebooting.
- C. Insert the raid CD, reboot the server, and than take backup.
- D. Insert the hard drive and the 3rd hard drive is incorporated automatically.

Correct Answer: B

QUESTION 3

Which greeting should be received when you are calling the messaging Hunt group?

- A. Welcome to Audix
- B. Welcome to messaging
- C. Your call is being answered by Audix
- D. Please leave a message after the tone

Correct Answer: A

QUESTION 4

In the navigation pane, what are the steps to create a test mailbox on the Communication manager messaging 6.0 Application?

- A. Select messaging administration, then Subscribe Management, and then click Add or edit.



- B. Select messaging administration, the click new.
- C. Select messaging administration, Select messaging administration, and then click add.
- D. Select Forms control, and then at the command line run then add subscribe command.

Correct Answer: A

QUESTION 5

What are the recommended CLAN and MEDPRO port settings?

- A. 10Mbps half duplex
- B. 1000Mbps full duplex
- C. 100Mbps full duplex
- D. 100Mbps half duplex

Correct Answer: C

[6002.1 PDF Dumps](#)

[6002.1 Practice Test](#)

[6002.1 Study Guide](#)