



# 70-489<sup>Q&As</sup>

Developing Microsoft SharePoint Server 2013 Advanced Solutions

## Pass Microsoft 70-489 Exam with 100% Guarantee

Free Download Real Questions & Answers **PDF** and **VCE** file from:

<https://www.geekcert.com/70-489.html>

100% Passing Guarantee  
100% Money Back Assurance

Following Questions and Answers are all new published by Microsoft  
Official Exam Center

-  **Instant Download** After Purchase
-  **100% Money Back** Guarantee
-  **365 Days** Free Update
-  **800,000+** Satisfied Customers





**QUESTION 1**

You develop a SharePoint app for a toy company that uses the Representational State Transfer (REST) API for search. The site collections in the app have been crawled recently and use the default search schema. The app includes the following code segment: (Line numbers are included for reference only.)

```

01 function runQuery() {
02     var queryTerms = $("#searchBox").text();
03
04     spPageContextInfo.webAbsoluteUrl + "/_api/search/query?querytext='" + queryTerms +
05     "'&sourceid='" + resultSourceId + "'";

```



You create the following result sources.

Result source name	ID	Scope level	QueryTransform
Web PDF	{82951A0C-6385-4E29-8D7F-4AD92FE9F536}	Web	{?{searchTerms}} fileextension:PDF
Farm PDF	{32FBAF57-367E-411D-B93F-F28E1EFF58B2}	Farm	{?{searchTerms}} filetype:pdf
Site PDF	{0F41A999-52BA-41ED-AAAD-9D414A0FCBB4}	Site Collection	{?{searchTerms}} "PDF"
Web Brands	{319BCF11-ACBE-4B77-A0E4-7225E31810EB}	Web	{?{searchTerms}} near ("deluxe brands")
Site PDF Extension	{A0EBE2E7-C7CA-4516-8208-F558827C75D6}	Site Collection	{?{searchTerms}} fileextension:PDF
Site PDF FileType	{4C50FE18-B254-47A1-ABAD-0B6C4577D914}	Site Collection	{?{searchTerms}} filetype:pdf



You need to ensure that the app only displays PDF documents.

Which code segment should you insert at line 03?

- A. varresultSourceId = "Site PDF";
- B. varresultSourceId = "4C50FE18-B254-47A1-ABAD-0B6C4577D914";
- C. varresultSourceId = "0F41A999-523A-41ED-AAAD-9D414A0FC3B4";
- D. varresultSourceId = "82951A0C-6385-4E29-8D7F-4AB92FE9F536";

Correct Answer: D

**QUESTION 2**



You create term sets and multi-lingual labels for a site collection. The default locale, language, and culture for the term sets are set to English. You develop a console application to create labels for a term named Memory. The console application uses the English locale. You develop the following labels for the term named Memory.

Culture	Default value	Synonyms
English	memory	storage
French	mémoire	stockage
Italian	memoria	conservazione
Spanish	memoria	almacenamiento
German	speicher	lagerung

You need to create German labels for the term named Memory.

How should you complete the relevant code? (To answer, select the appropriate code segment from each drop-down list in the answer area.)

Hot Area:

```

var d = c.GetAllTerms();
ctx.Load(d, s => s.Include(t => t.Name));
ctx.ExecuteQuery();

var e = d.SingleOrDefault(x => x.Name == );

e.CreateLabel(,
    );

, true);

System.Globalization.CultureInfo.CreateSpecificCulture("it-IT").LCID
System.Globalization.CultureInfo.CreateSpecificCulture("de-DE")
System.Globalization.CultureInfo.CreateSpecificCulture("de-DE").LCID
System.Globalization.CultureInfo.CurrentCulture.LCID

e.CreateLabel("lagerung",
    System.Globalization.CultureInfo.CreateSpecificCulture("de-DE").LCID,
);

ctx.ExecuteQuery();


```

Correct Answer:



```

var d = c.GetAllTerms();
ctx.Load(d, s => s.Include(t => t.Name));
ctx.ExecuteQuery();

var e = d.SingleOrDefault(x => x.Name == );

e.CreateLabel(,
  
  
  );





, true);

e.CreateLabel("lagerung",
  System.Globalization.CultureInfo.CreateSpecificCulture("de-DE").LCID,

);

ctx.ExecuteQuery();

```

**QUESTION 3**

You need to ensure that end users can access the project's external content type and model by using the provided naming specifications.

Which properties in the external content-type editor must you set when you create the external content type in SharePoint Designer? (Each correct answer presents part of the solution. Choose all that apply.)

- A. Set the value of the Display Name property to Project.
- B. Set the value of the Namespace property to http://adventureworks/sites/portal.
- C. Set the value of the Namespace property to proj\_info.
- D. Set the value of the Name property to proj\_info.
- E. Set the value of the Display Name property to proj\_info.
- F. Set the value of the Name property to Project.

Correct Answer: CE

From scenario:

(C) The Project external content type must use the root namespace proj\_info.

E:



Component type	Name	Description
Custom List app	Admin	Allows users to create and enter project information.
Document Library app	Project Documents	Allows users to upload and download files that are related to projects.
Page	Project Information	Allows users to view project information.
Tasks app	Tracking	Allows users to create and manage project tasks.
External Content Type	Project	Allows the app to connect to external data.

**QUESTION 4**

You develop a Microsoft Office app to access external data by using Business Connectivity Services (BCS).

The app must access data from a Windows Communication Foundation (WCF) connector by using an external content type.

Which four actions should you perform in a sequence? (To answer, move the appropriate actions from the list of actions to the answer area and arrange them in the correct order.)

Select and Place:





Answer Area	
Use the BDC model to query the client runtime for connection details.	
Use the BDC model to pass the request for the required data to the WCF connector.	
Use the app to send a request for data to the Business Data Catalog (BDC) model.	
Provide credentials to the client runtime and store the credentials.	
Use the client runtime to pass the request for data to the WCF connector.	
From the Office app, generate a request for data and pass it to the BDC client runtime.	
Use the BDC Client Runtime to query the BDC model for connection details and the credentials to use.	

Correct Answer:



	Answer Area
Use the BDC model to query the client runtime for connection details.	From the Office app, generate a request for data and pass it to the BDC client runtime.
	Use the BDC Client Runtime to query the BDC model for connection details and the credentials to use.
Use the app to send a request for data to the Business Data Catalog (BDC) model.	Provide credentials to the client runtime and store the credentials.
	Use the BDC model to pass the request for the required data to the WCF connector.
Use the client runtime to pass the request for data to the WCF connector.	

Note:

\* A BDC model is the heart of Business Data Connectivity (BDC) service. The data structures, such as Entity (external content type) and Method, that abstract out complex details about an external system are collectively named MetadataObjects and compose the BDC model. The BDC model for an external system is essentially an XML file.

### QUESTION 5

You work for a company named Contoso, Ltd. that sells computer parts. You tag inventory lists by using a term set named Computer Parts Classification. The term set is structured as follows.



You must create a console application that accesses the SharePoint site and you must add a ClientContext object named ctx. You need to create a term named i7-2600K that is a child of the CPU node and add a shared property to the i72600K term.

How should you complete the relevant code? (To answer, select the appropriate code segment from each drop-down list in the answer area.)

Hot Area:





```
var d =  ;  
c.GetAllTerms()  
c.Name  
c.Terms
```

```
ctx.Load(d, s => s.Include(t => t.Name));  
ctx.ExecuteQuery();  
var e = d.SingleOrDefault(x => x.Name == "CPU");  
var f = e.CreateTerm("i7-2600K", 1033,
```


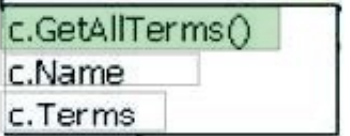
```
 );  
5  
new Guid()  
Guid.NewGuid()  
"HDNCET-HFNTYE-ANDGE-PITNI-BCGHE"
```

```
f.IsAvailableForTagging = true;  
f.SetCustomProperty("Manufacturer", "Contoso");
```

```
 ;  
ctx.Load(f)  
ctx.LoadQuery(f)  
ctx.ExecuteQuery()  
ctx.GetFormDigestDirect()
```

Correct Answer:



```
var d =  ;

  c.GetAllTerms()
  c.Name
  c.Terms
```

```
ctx.Load(d, s => s.Include(t => t.Name));
ctx.ExecuteQuery();
var e = d.SingleOrDefault(x => x.Name == "CPU");
var f = e.CreateTerm("i7-2600K", 1033,
```

```
 );

  5
  new Guid()
  Guid.NewGuid()
  "HDNCET-HFNTYE-ANDGE-PITNI-BCGHE"
```

```
f.IsAvailableForTagging = true;
f.SetCustomProperty("Manufacturer", "Contoso");
```

```
 ;

  ctx.Load(f)
  ctx.LoadQuery(f)
  ctx.ExecuteQuery()
  ctx.GetFormDigestDirect()
```

[Latest 70-489 Dumps](#)

[70-489 Exam Questions](#)

[70-489 Braindumps](#)



To Read the [Whole Q&As](#), please purchase the [Complete Version](#) from [Our website](#).

## Try our product !

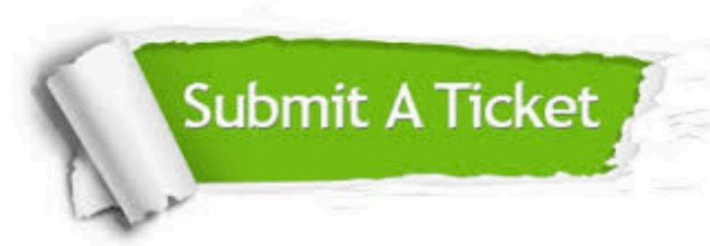
- 100% Guaranteed Success
- 100% Money Back Guarantee
- 365 Days Free Update
- Instant Download After Purchase
- 24x7 Customer Support
- Average 99.9% Success Rate
- More than 800,000 Satisfied Customers Worldwide
- Multi-Platform capabilities - [Windows](#), [Mac](#), [Android](#), [iPhone](#), [iPod](#), [iPad](#), [Kindle](#)

We provide exam PDF and VCE of Cisco, Microsoft, IBM, CompTIA, Oracle and other IT Certifications. You can view Vendor list of All Certification Exams offered:

<https://www.geekcert.com/allproducts>

## Need Help

Please provide as much detail as possible so we can best assist you.  
To update a previously submitted ticket:



 <p><b>One Year Free Update</b> Free update is available within One Year after your purchase. After One Year, you will get 50% discounts for updating. And we are proud to boast a 24/7 efficient Customer Support system via Email.</p>	 <p><b>Money Back Guarantee</b> To ensure that you are spending on quality products, we provide 100% money back guarantee for 30 days from the date of purchase.</p>	 <p><b>Security &amp; Privacy</b> We respect customer privacy. We use McAfee's security service to provide you with utmost security for your personal information &amp; peace of mind.</p>
---	---	--

Any charges made through this site will appear as Global Simulators Limited.  
All trademarks are the property of their respective owners.  
Copyright © geekcert, All Rights Reserved.