



HPE0-S60^{Q&As}

Delta - HPE Compute Solutions

Pass HP HPE0-S60 Exam with 100% Guarantee

Free Download Real Questions & Answers **PDF** and **VCE** file from:

<https://www.geekcert.com/hpe0-s60.html>

100% Passing Guarantee
100% Money Back Assurance

Following Questions and Answers are all new published by HP Official Exam Center

-  **Instant Download** After Purchase
-  **100% Money Back** Guarantee
-  **365 Days** Free Update
-  **800,000+** Satisfied Customers





QUESTION 1

HOTSPOT

An HPE Synergy customer needs to prevent a timeout and loss of communication during an external switch firmware upgrade.

Click the parameter that the customer should configure within an uplink set to meet this requirement.

Hot Area:

Create Uplink Set ?

General

Name	<input type="text" value="Prod-US"/>
Consistency checking	<input type="text" value="Exact match"/>
Type	<input type="text" value="Ethernet"/>
Connection mode	Automatic
LACP timer	<input type="text" value="Short (1s)"/>
LACP load balancing	<input type="text" value="Source & Destination MAC Address"/>
LACP failover trigger	<input type="text" value="All active uplinks transition to offline"/>
LACP distribute uplink ports	<input checked="" type="checkbox"/>

Correct Answer:



Create Uplink Set ?

General

Name	<input type="text" value="Prod-US"/>
Consistency checking	<input type="text" value="Exact match"/>
Type	<input type="text" value="Ethernet"/>
Connection mode	Automatic
LACP timer	<input type="text" value="Short (1s)"/>
LACP load balancing	<input type="text" value="Source & Destination MAC Address"/>
LACP failover trigger	<input type="text" value="All active uplinks transition to offline"/>
LACP distribute uplink ports	<input checked="" type="checkbox"/>

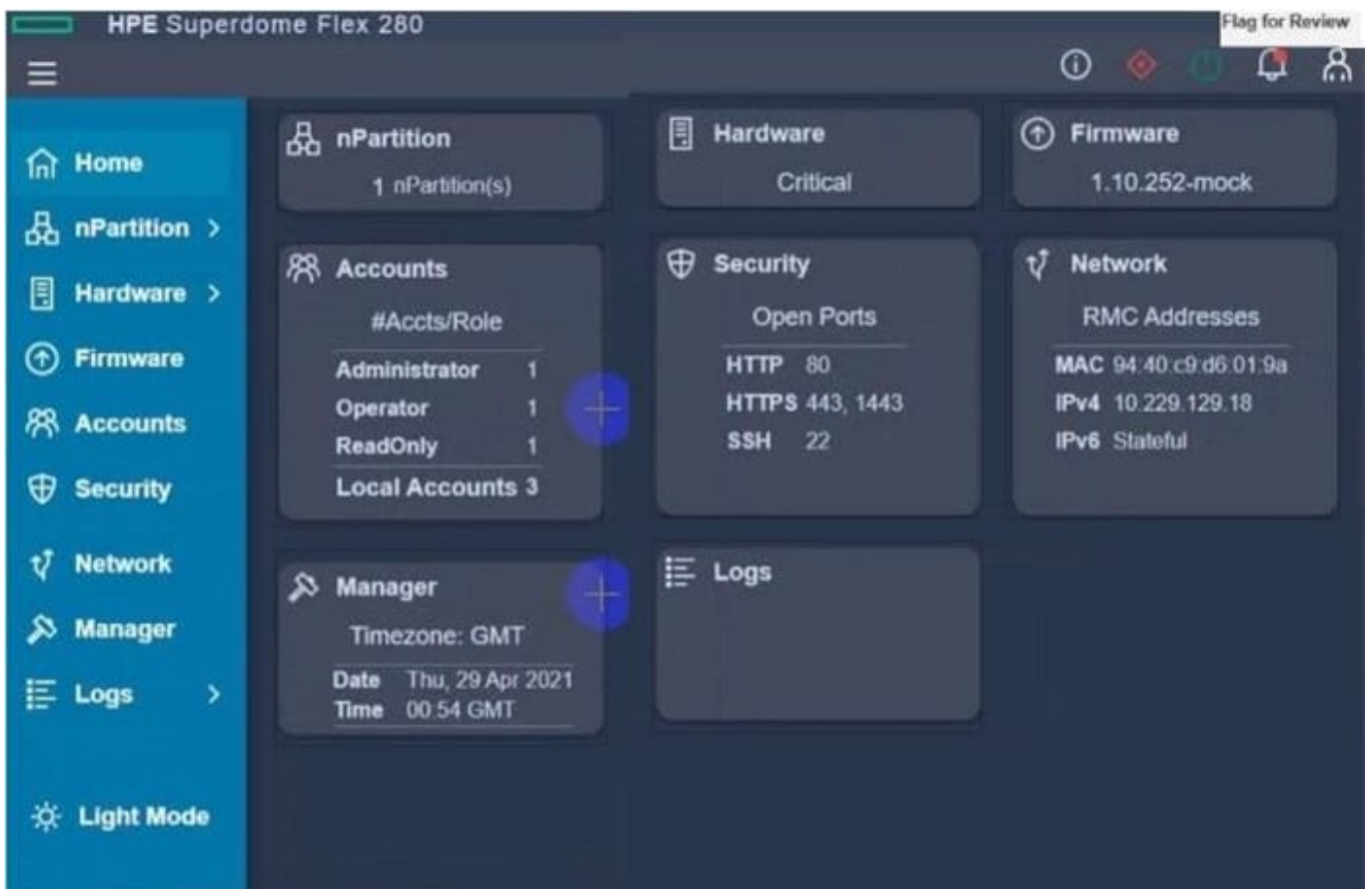
QUESTION 2

HOTSPOT

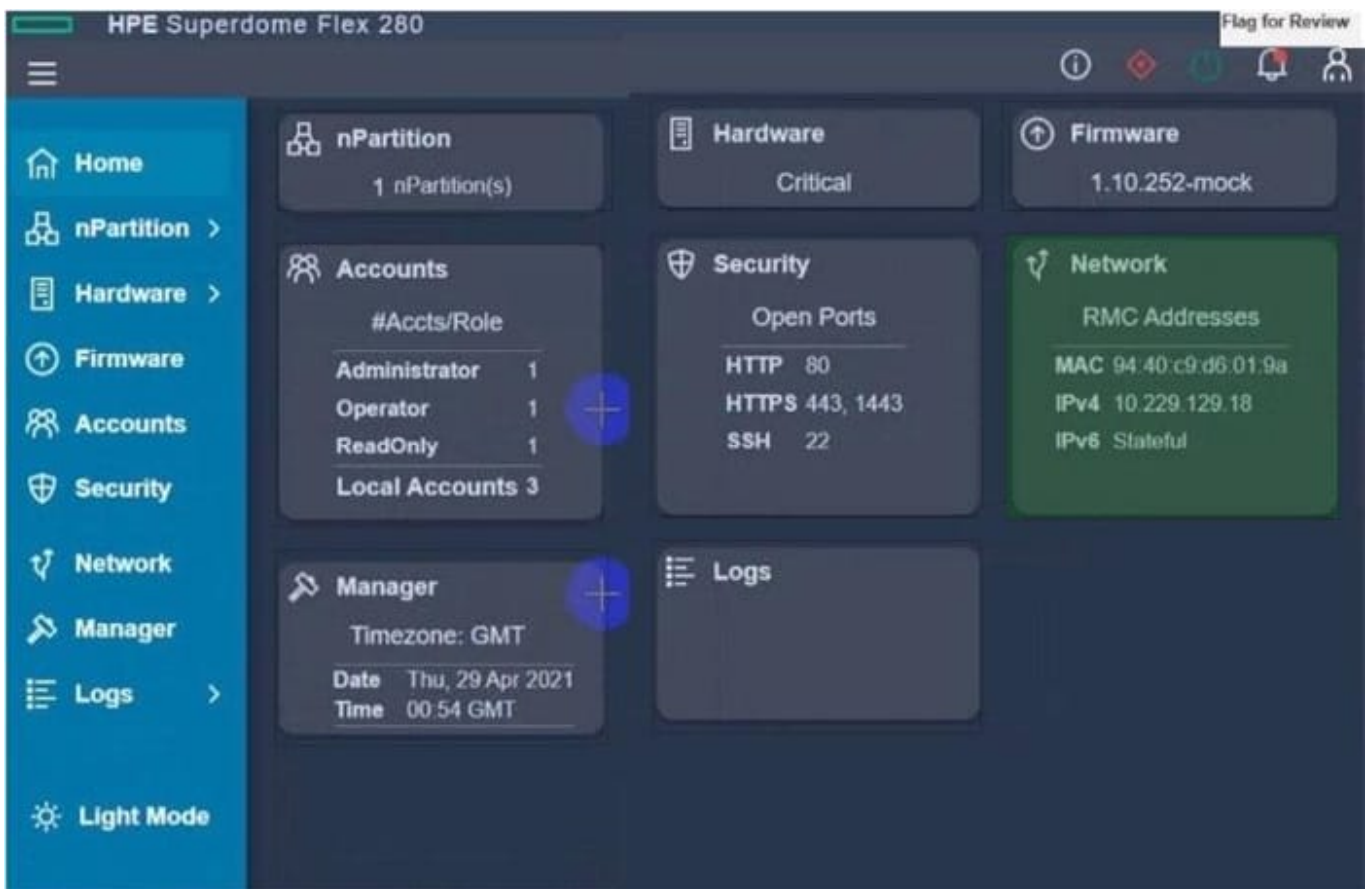
After deploying HPE Superdome Flex 280 you need to check Core Analysis Engine (CAE) Log.

Click the appropriate section in the HPE Superdome Flex 280 management interface that will allow you to complete this task.

Hot Area:



Correct Answer:



QUESTION 3

DRAG DROP

Match HPE Superdome Flex system with its specific feature.

Select and Place:

System	Feature
HPE Superdome Flex	Support for 32 sockets and 48TB of memory
HPE Superdome Flex 280	Support for nPar with 16 sockets
	Maximum of 24TB memory
	Minimum of 768 GB of memory

Correct Answer:



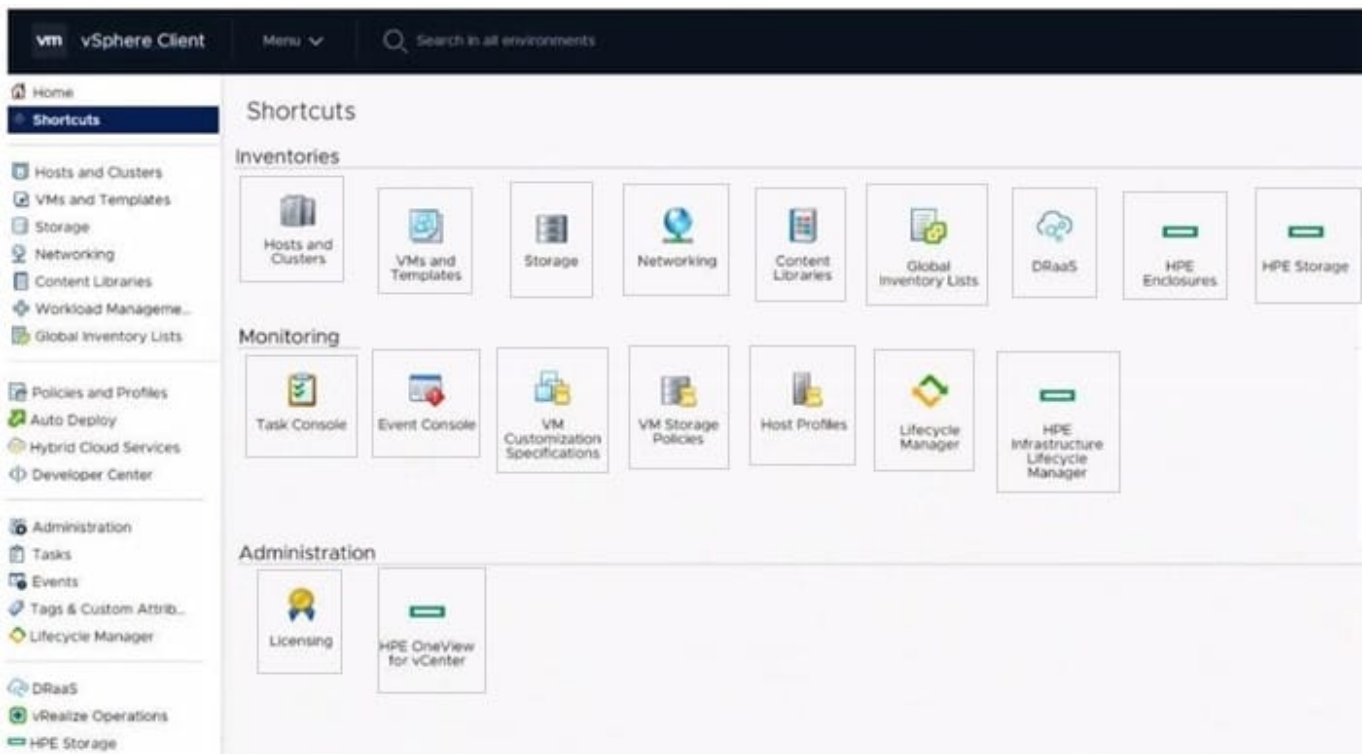
ANSWER AREA	
System	Feature
HPE Superdome Flex	Support for 32 sockets and 48TB of memory
HPE Superdome Flex	Support for nPar with 16 sockets
HPE Superdome Flex	Maximum of 24TB memory
HPE Superdome Flex	Minimum of 768 GB of memory

QUESTION 4

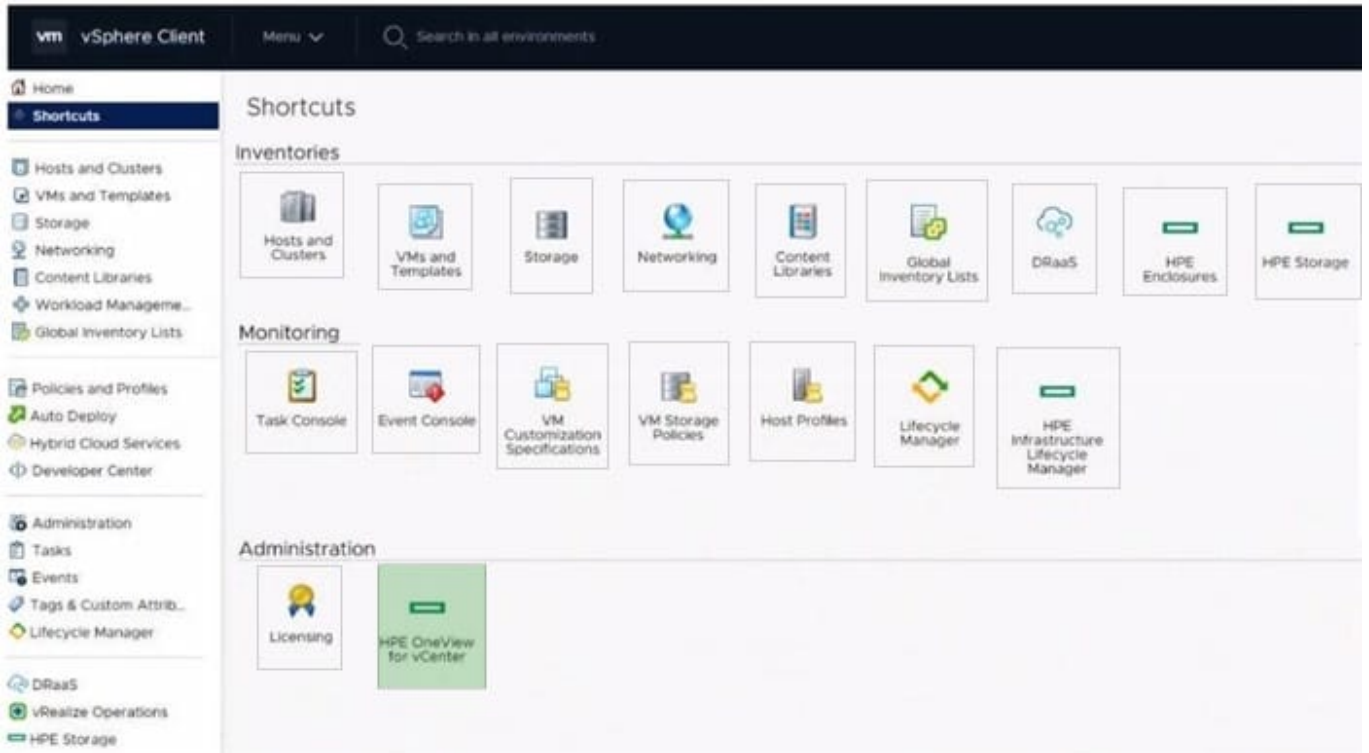
HOTSPOT

Click the option that will allow you to change the ESXI image used In an OS Deployment Plan.

Hot Area:



Correct Answer:







QUESTION 5

DRAG DROP

You need to setup HPE Synergy frames after hardware components are discovered within HPE OneView.

Put the steps to achieve this goal into the coned order in the answer area on the right.

Select and Place:

Steps	Answer Area
Create a logical enclosure.	<div style="display: flex; justify-content: space-around; align-items: center;"> <div style="text-align: center;">  </div> <div style="text-align: center;">  </div> <div style="text-align: center;">  </div> </div> <div style="display: flex; justify-content: space-around; align-items: center; margin-top: 10px;"> <div style="text-align: center;">  </div> </div>
Create a logical interconnect group with uplink sets.	
Create an enclosure group.	
Create server profile templates and server profiles.	
Define all required networks.	

Correct Answer:



Steps

Answer Area

- Create a logical interconnect group with uplink sets.
- Create a logical enclosure.
- Create an enclosure group.
- Create server profile templates and server profiles.**
- Define all required networks.



[HPE0-S60 PDF Dumps](#)

[HPE0-S60 Practice Test](#)

[HPE0-S60 Study Guide](#)