



# MB-800<sup>Q&As</sup>

Microsoft Dynamics 365 Business Central Functional Consultant

## Pass Microsoft MB-800 Exam with 100% Guarantee

Free Download Real Questions & Answers **PDF** and **VCE** file from:

<https://www.geekcert.com/mb-800.html>

100% Passing Guarantee  
100% Money Back Assurance

Following Questions and Answers are all new published by Microsoft  
Official Exam Center

- ⚙️ **Instant Download** After Purchase
- ⚙️ **100% Money Back** Guarantee
- ⚙️ **365 Days** Free Update
- ⚙️ **800,000+** Satisfied Customers





### QUESTION 1

A customer is using Dynamics 365 Business Central.

The customer is currently sending quotes and invoices using postal services. The customer wants to begin sending quotes and invoices by email directly from Business Central.

You need to configure outbound email.

What are two possible ways to achieve the goal? Each correct answer presents a complete solution.

NOTE: Each correct selection is worth one point.

- A. Configure SMTP Mail Setup options.
- B. Run the Set up your Business Inbox in Outlook assisted setup tool.
- C. Run the Set up email logging assisted setup tool.
- D. Run the Email setup assisted setup tool.

Correct Answer: AD

Reference: <https://docs.microsoft.com/en-gb/dynamics365/business-central/admin-how-setup-email>

---

### QUESTION 2

#### DRAG DROP

A company uses Dynamics 365 Business Central. You assign a purchasing profile to all users in the purchasing department.

A user moves from the purchasing department to another department.

You need to remove all personalizations in the user's profile.

Which three actions should you perform in sequence? To answer, move the appropriate actions from the list of actions to the answer area and arrange them in the correct order.

Select and Place:



**Actions**

Select the line for the page personalization that you want to delete and then select the Delete action.

Select User Settings and then select the related link.

Navigate to the User Page Personalizations page.

Open the User Settings card.

Select Clear Personalized Pages.

**Answer area**

Correct Answer:

**Actions**

Select the line for the page personalization that you want to delete and then select the Delete action.

Open the User Settings card.

**Answer area**

Select User Settings and then select the related link.

Navigate to the User Page Personalizations page.

Select Clear Personalized Pages.





Step 1: Select User Settings and the select the related link.


Select the line for the profile that you want to change user settings for, and then choose the User Personalizations List action.


Step 2: Navigate to the User Page Personalization page

You can delete user personalization from "user personalization" card, using the Clear personalized Pages Action.





← USER PERSONALIZATION CARD    ✓ SAVED 



 Clear Personalized Pages | Actions Navigate Fewer options

**General** Show more

User ID		...	Language ID	1033	...
Profile ID	CONTABILE	...	Company		▼

Step 3: Select Clear Personalized Pages

Reference:

<https://docs.microsoft.com/en-us/dynamics365/business-central/admin-users-profiles-roles>

<https://robertostefanettinavblog.com/2019/07/08/business-central-delete-user-configurations-and-personalizations/>

### QUESTION 3

#### DRAG DROP

You are setting up the general journals and batches for an accounting department.

The accounting department has multiple users who will work simultaneously within different general journals.

You need to set up the different journal templates and batches for each user according to the company's requirements.

Which options should you use? To answer, drag the appropriate options to the correct requirements. Each option may be used once, more than once, or not at all. You may need to drag the split bar between panes or scroll to view content.

NOTE: Each correct selection is worth one point.

Select and Place:



### Options

Force Doc. Balance
No. Series
Posting No. Series
Standard Journal Code
Suggest Balancing Amount

### Answer Area

Requirement
Prefill the amount on journal lines based on the document number.
Assign document numbers to ledger entries, independently from the user's journal batch.
Balance the journal lines by document type.

### Option

Option
Option
Option

Correct Answer:

### Options

No. Series
Standard Journal Code

### Answer Area

Requirement
Prefill the amount on journal lines based on the document number.
Assign document numbers to ledger entries, independently from the user's journal batch.
Balance the journal lines by document type.

### Option

Suggest Balancing Amount
Posting No. Series
Force Doc. Balance

Reference: <https://docs.microsoft.com/en-us/learn/modules/general-journal-templates-dynamics-365-business-central/1-templates> <https://docs.microsoft.com/en-us/learn/modules/general-journal-templates-dynamics-365-business-central/2-batches>

## QUESTION 4

Note: This question is part of a series of questions that present the same scenario. Each question in the series contains a unique solution that might meet the stated goals. Some question sets might have more than one correct solution, while

others might not have a correct solution.

After you answer a question in this section, you will NOT be able to return to it. As a result, these questions will not appear in the review screen.

A company uses Dynamics 365 Business Central. The company works with physical goods.

The system must automatically populate the Type field on the document line when a user creates a purchase order.

You need to configure the system.

Solution: On the Report Selection - Purchase page, select a purchase order document type, and then select a custom report.



Does the solution meet the goal?

A. Yes

B. No

Correct Answer: B

---

#### QUESTION 5

You need to configure Business Central to display G/L entries as required by the accounting team. Which configuration should you use?

A. Show Amounts

B. Check G/L Account Usage

C. G/L Account Card

D. Debit/Credit

Correct Answer: A

[Latest MB-800 Dumps](#)

[MB-800 VCE Dumps](#)

[MB-800 Practice Test](#)