



MS-200^{Q&As}

Planning and Configuring a Messaging Platform

Pass Microsoft MS-200 Exam with 100% Guarantee

Free Download Real Questions & Answers **PDF** and **VCE** file from:

<https://www.geekcert.com/ms-200.html>

100% Passing Guarantee
100% Money Back Assurance

Following Questions and Answers are all new published by Microsoft
Official Exam Center

-  **Instant Download** After Purchase
-  **100% Money Back** Guarantee
-  **365 Days** Free Update
-  **800,000+** Satisfied Customers





QUESTION 1

DRAG DROP

You have a Microsoft Exchange Server 2016 organization.



Users access their email by using a URL of <https://mail.contoso.com>.

You are installing a new Exchange Server 2019 Mailbox server to replace an existing Exchange Server 2016 server.

You need to secure all the Exchange services by using a certificate. The solution must minimize warnings on client computers.

Which three actions should you perform in sequence? To answer, move the appropriate actions from the list of actions to the answer area and arrange them in the correct order.

Select and Place:

Actions	Answer Area
Assign the certificate to the services.	
Create a self-signed certificate.	
Import a certificate.	
Export a certificate.	
Request a new certificate.	

Correct Answer:



Actions

Create a self-signed certificate.

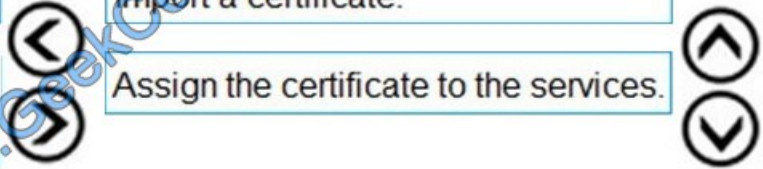
Request a new certificate.

Answer Area

Export a certificate.

Import a certificate.

Assign the certificate to the services.



QUESTION 2

HOTSPOT

Your network contains two Active Directory sites in London and Toronto. The London site contains a Mailbox server named LONEX01. The Toronto site contains a Mailbox server named TOREX01.

You have a Microsoft Exchange Server 2019 organization that uses a namespace of contoso.com.

You need to ensure that all email sent to an email domain named fabrikam.com flows through the Toronto site.

How should you complete the command? To answer, select the appropriate options in the answer area.

NOTE: Each correct selection is worth one point.

Hot Area:

Answer Area

	-Name Fabrikam -addressSpaces fabrikam.com	
<ul style="list-style-type: none"> New-ForeignConnector New-SendConnector New-RemoteDomain New-OutboundConnector 		<ul style="list-style-type: none"> -SmartHosts TOREX01 -IsScopedConnector \$true -SourceIPAddress 0.0.0.0 -SourceTransportServers TOREX01 -DNSRoutingEnabled \$false

Correct Answer:



Answer Area

	-Name Fabrikam -addressSpaces fabrikam.com										
<table border="1"> <tr><td>New-ForeignConnector</td></tr> <tr><td>New-SendConnector</td></tr> <tr><td>New-RemoteDomain</td></tr> <tr><td>New-OutboundConnector</td></tr> </table>	New-ForeignConnector	New-SendConnector	New-RemoteDomain	New-OutboundConnector	www.GeekCert.com	<table border="1"> <tr><td>-SmartHosts TOREX01</td></tr> <tr><td>-IsScopedConnector \$true</td></tr> <tr><td>-SourceIPAddress 0.0.0.0</td></tr> <tr><td>-SourceTransportServers TOREX01</td></tr> <tr><td>-DNSRoutingEnabled \$false</td></tr> </table>	-SmartHosts TOREX01	-IsScopedConnector \$true	-SourceIPAddress 0.0.0.0	-SourceTransportServers TOREX01	-DNSRoutingEnabled \$false
New-ForeignConnector											
New-SendConnector											
New-RemoteDomain											
New-OutboundConnector											
-SmartHosts TOREX01											
-IsScopedConnector \$true											
-SourceIPAddress 0.0.0.0											
-SourceTransportServers TOREX01											
-DNSRoutingEnabled \$false											

QUESTION 3

Your company has a Microsoft Exchange Server 2019 organization.

The company's IT department has a monitoring application that generates email message alerts.

You need to configure Exchange to accept messages from the monitoring application. The solution must ensure that messages are accepted regardless of their size.

You create a new Receive connector scoped to the IP address of the server used by the monitoring application.

Which two actions should you perform next? Each correct answer presents part of the solution.

NOTE: Each correct selection is worth one point.

- A. Add the Exchange servers permission group to the Receive connector.
- B. Add the Exchange users permission group to the Receive connector.
- C. Grant the Ms-Exch-SMTP-Accept-Any-Recipient right to the NT AUTHORITY\ANONYMOUS LOGON user account.
- D. Set the authentication mechanism to ExternalAuthoritative.
- E. Add the Anonymous users permission group to the Receive connector.

Correct Answer: CE

References: <https://docs.microsoft.com/en-us/exchange/mail-flow/connectors/allow-anonymous-relay?view=exchserver-2019>

QUESTION 4

You have a Microsoft Exchange Server 2019 organization named contoso.com.

You need to ensure that all email sent between contoso.com and an Exchange organization named litwareinc.com is protected by using TLS encryption.

Which three actions should you perform? Each correct answer presents part of the solution.

NOTE: Each correct selection is worth one point.



- A. Configure all Send connectors to use smart hosts.
- B. Run the Set-TransportConfig cmdlet.
- C. Create and issue new self-signed certificates for each Mailbox server
- D. Run the Set-ReceiveConnector -AuthMechanism BasicAuthRequireTLS command.
- E. Assign a certificate from a public certification authority (CA) to each Mailbox server.
- F. Run the Set-ReceiveConnector -AuthMechanismTLS command.

Correct Answer: BEF

QUESTION 5

You plan to deploy Microsoft Exchange Server 2019.

You need to verify whether the Active Directory environment is prepared for the deployment.

What are two methods to verify whether the Active Directory environment is prepared? Each correct answer presents a complete solution.

NOTE: Each correct selection is worth one point.

- A. Use ADSI Edit.
- B. Run the Get-ExchangeServer cmdlet.
- C. Review the Exchange.Setup log.
- D. Run the Get-ADForest cmdlet.
- E. Run the dcdiag.exe command.

Correct Answer: AC

References: <https://docs.microsoft.com/en-us/exchange/plan-and-deploy/prepare-ad-and-domains?view=exchserver-2019>

[Latest MS-200 Dumps](#)

[MS-200 VCE Dumps](#)

[MS-200 Study Guide](#)



To Read the [Whole Q&As](#), please purchase the [Complete Version](#) from [Our website](#).

Try our product !

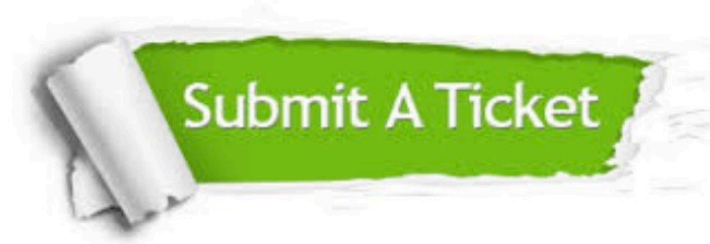
- 100% Guaranteed Success
- 100% Money Back Guarantee
- 365 Days Free Update
- Instant Download After Purchase
- 24x7 Customer Support
- Average 99.9% Success Rate
- More than 800,000 Satisfied Customers Worldwide
- Multi-Platform capabilities - [Windows](#), [Mac](#), [Android](#), [iPhone](#), [iPod](#), [iPad](#), [Kindle](#)

We provide exam PDF and VCE of Cisco, Microsoft, IBM, CompTIA, Oracle and other IT Certifications. You can view Vendor list of All Certification Exams offered:

<https://www.geekcert.com/allproducts>

Need Help

Please provide as much detail as possible so we can best assist you.
To update a previously submitted ticket:



 <p>One Year Free Update Free update is available within One Year after your purchase. After One Year, you will get 50% discounts for updating. And we are proud to boast a 24/7 efficient Customer Support system via Email.</p>	 <p>Money Back Guarantee To ensure that you are spending on quality products, we provide 100% money back guarantee for 30 days from the date of purchase.</p>	 <p>Security & Privacy We respect customer privacy. We use McAfee's security service to provide you with utmost security for your personal information & peace of mind.</p>
---	---	--

Any charges made through this site will appear as Global Simulators Limited.
All trademarks are the property of their respective owners.
Copyright © geekcert, All Rights Reserved.