



MS-700^{Q&As}

Managing Microsoft Teams

Pass Microsoft MS-700 Exam with 100% Guarantee

Free Download Real Questions & Answers **PDF** and **VCE** file from:

<https://www.geekcert.com/ms-700.html>

100% Passing Guarantee
100% Money Back Assurance

Following Questions and Answers are all new published by Microsoft
Official Exam Center

-  **Instant Download** After Purchase
-  **100% Money Back** Guarantee
-  **365 Days** Free Update
-  **800,000+** Satisfied Customers





QUESTION 1

HOTSPOT

Your company has a Microsoft 365 subscription.

You need to review the following information:

1.

The Rate My Call data provided by users.

2.

The number of Microsoft Teams live event views from the past three months.

What should you use to view the information? To answer, select the appropriate options in the answer area.

Hot Area:

Answer Area

The Rate My Call data provided by users:

	▼
Analytics & reports in the Microsoft Teams admin center	
Call History in the Microsoft Teams admin center	
Microsoft Call Quality Dashboard	
Microsoft Office 365 usage reports	

The number of Microsoft Teams live event views from the past three months:

	▼
Analytics & reports in the Microsoft Teams admin center	
Call History in the Microsoft Teams admin center	
Microsoft Call Quality Dashboard	
Microsoft Office 365 usage reports	

Correct Answer:

Answer Area

The Rate My Call data provided by users:

	▼
Analytics & reports in the Microsoft Teams admin center	
Call History in the Microsoft Teams admin center	
Microsoft Call Quality Dashboard	
Microsoft Office 365 usage reports	

The number of Microsoft Teams live event views from the past three months:

	▼
Analytics & reports in the Microsoft Teams admin center	
Call History in the Microsoft Teams admin center	
Microsoft Call Quality Dashboard	
Microsoft Office 365 usage reports	

Reference: <https://docs.microsoft.com/en-us/microsoftteams/turning-on-and-using-call-quality-dashboard>



<https://docs.microsoft.com/en-us/microsoftteams/teams-analytics-and-reports/teams-live-event-usage-report>

QUESTION 2

SIMULATION Please wait while the virtual machine loads. Once loaded, you may proceed to the lab section. This may take a few minutes, and the wait time will not be deducted from your overall test time. When the Next button is available, click it to access the lab section. In this section, you will perform a set of tasks in a live environment. While most functionality will be available to you as it would be in a live environment, some functionality

(e.g. copy and paste, ability to navigate to external websites) will not be possible by design.

Scoring is based on the outcome of performing the tasks stated in the lab. In other words it doesn't matter how you accomplish the task, if you successfully perform it, you will earn credit for that task.

Labs are not timed separately, and this exam may have more than one lab that you must complete. You can use as much time as you would like to complete each lab. But you should manage your time appropriately to ensure that you are

able to complete the lab(s) and all other sections of the exam in the time provided.

Please note that once you submit your work by clicking the Next button within a lab, you will NOT be able to return to the lab.

You may now click next to proceed to the lab.

Username and password.

Use the following login credentials as needed:

To enter your username, place your cursor in the Sign in box and click on the username below.

To enter your password, place your cursor in the Enter password box and click on the password below.

Microsoft 365 Username: admin@XXXXXXXXXXXX.onmicrosoft.com Microsoft 365 Password: XXXXXXXXXXXXX

If the Microsoft 365 portal does not load successfully in the browser, press CTRL-K to reload the portal in a new browser tab.

The following information is for technical support purposes only:

Lab Instance: 26178313

Task 10

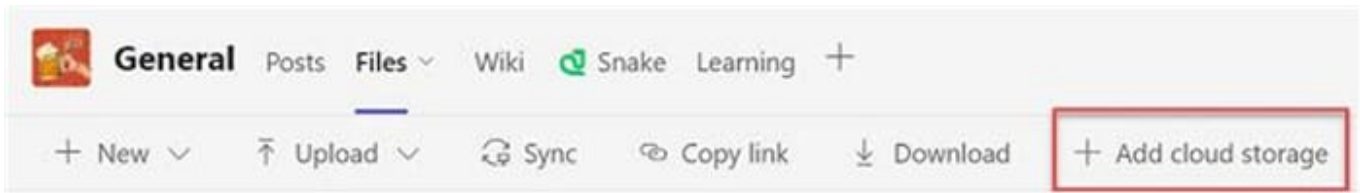
You need to set Microsoft SharePoint as the only cloud storage option for all teams.

To complete this task, sign in to the Microsoft 365 portal.

Correct Answer: Check the answer in explanation.

Explanation:

Step 1: In the team channel, click the File tab Step 2: From the toolbar click on Add cloud storage









Step 3: Select the storage provider. Select SharePoint

Add cloud storage



Select your cloud storage provider to add a folder to this channel. Everyone with permissions to the original folder will be able to access it in Teams.

-  **SharePoint**
Empower individuals, teams and organisations to intelligently discover, share, and collaborate on content from anywhere and on any device.
-  **Dropbox**
Dropbox simplifies the way teams work together with secure, easy-to-use collaboration tools and the fastest, most-reliable file sync platform.
-  **Box**
Box is a secure content management and collaboration platform helping teams and organizations easily share, manage, and collaborate on their most important information.
-  **Egnyte**
Securely access, edit, and share content stored on-premises or in the cloud, anywhere, anytime, from any device.
-  **ShareFile**
Citrix ShareFile helps people exchange files easily, securely and professionally.
-  **Google Drive**
Get access to files anywhere through secure cloud storage and file back-up for your photos, videos, files and more with Google Drive.

Step 4: Configure the authorization between Teams and the cloud storage provider, this step will be different for each provider

Step 5: Once authorized select the folder you want to add to the channel and click Add folder, to add the entire storage simply click Add folder

Step 6: Etc.



Reference: <https://teams.handsontek.net/2022/02/14/add-third-party-cloud-storage-provider-microsoft-teams/>

QUESTION 3

HOTSPOT

You have a Microsoft Office 365 subscription.

You need to meet the following requirements:

1.

Pin specific apps to the Microsoft Teams app bar.

2.

Prevent users from installing third-party apps published in the Teams app store.

3.

Prevent users from pinning apps to the Microsoft Teams app bar.

What should you use to meet each requirement? To answer, select the appropriate options in the answer area.

NOTE: Each correct selection is worth one point.

Hot Area:



Pin specific apps to the app bar:

	▼
Org-wide app settings	
App setup policies	
Microsoft Teams policies	
Microsoft Teams settings	

Prevent users from pinning apps to the app bar:

	▼
Org-wide app settings	
App setup policies	
Microsoft Teams policies	
Microsoft Teams settings	

Prevent users from installing third-party apps published to the Teams app store:

	▼
Org-wide app settings	
App setup policies	
Microsoft Teams policies	
Microsoft Teams settings	

Correct Answer:



Pin specific apps to the app bar:

	▼
Org-wide app settings	
App setup policies	
Microsoft Teams policies	
Microsoft Teams settings	

Prevent users from pinning apps to the app bar:

	▼
Org-wide app settings	
App setup policies	
Microsoft Teams policies	
Microsoft Teams settings	

Prevent users from installing third-party apps published to the Teams app store:

	▼
Org-wide app settings	
App setup policies	
Microsoft Teams policies	
Microsoft Teams settings	

Reference: <https://docs.microsoft.com/en-us/microsoftteams/teams-app-setup-policies> <https://docs.microsoft.com/en-us/microsoftteams/teams-app-permission-policies>

QUESTION 4

Your company has a subscription to Microsoft 365. All users in your company have a Microsoft 365 E5 license.

All users use Microsoft Teams for collaboration.

A manager asks you to generate a report that contains the following information:

The number of Teams meetings organized in the last 30days.

The number of active users in each over the last 30 days.

You navigate to the Analytics and Reports section in the Microsoft Teams admin center.

Which report should you run?

- A. Apps usage
- B. Teams usage



C. Teams device usage

D. Teams user activity

Correct Answer: B

QUESTION 5

You have a Microsoft 365 subscription that uses Teams.

Your company uses a license that includes 60 minutes of dial-out for Teams meetings.

You need to review the total costs of each meeting organizer for dial-out calls during meetings.

Which report should you review?

A. PSTN minute and SMS pools

B. Audio Conferencing dial-out usage

C. PSTN and SMS usage

D. the Microsoft Call Quality Dashboard detailed report

E. the Microsoft Call Quality Dashboard summary report

Correct Answer: B

<https://learn.microsoft.com/en-us/microsoftteams/audio-conferencing-dial-out-usage-report>

[MS-700 PDF Dumps](#)

[MS-700 Study Guide](#)

[MS-700 Exam Questions](#)