



# NS0-181<sup>Q&As</sup>

NetApp Certified Storage Installation Engineer - ONTAP 9.1





## Pass NetApp NS0-181 Exam with 100% Guarantee

Free Download Real Questions & Answers **PDF** and **VCE** file from:

<https://www.geekcert.com/ns0-181.html>

100% Passing Guarantee  
100% Money Back Assurance

Following Questions and Answers are all new published by NetApp  
Official Exam Center

-  **Instant Download** After Purchase
-  **100% Money Back** Guarantee
-  **365 Days** Free Update
-  **800,000+** Satisfied Customers





### QUESTION 1

You are installing a new FAS2750 cluster with 24 HDDs for a customer to run a NAS workload. The customer requests that the HA pair have only a single aggregate that is located on Node 1. Maximum capacity is required. Which action must be performed to ensure that the customer's requests are satisfied?

- A. Perform a takeover of Node 2 to ensure that it does not run.
- B. Assign all data LIFs to Node 1.
- C. Assign all the partitioned disks from Node 2 to Node 1, and create a single aggregate.
- D. Assign all the data partitions from Node 2 to Node 1, and create a single aggregate.

Correct Answer: B

---

### QUESTION 2

You are installing a new AFF A400 cluster and need to access the cluster management LIF from a remote subnet with the fully qualified domain name (FQDN) a400.lab.netapp.com. In this scenario, which two network components must be configured to log in to ONTAP System Manager from the remote subnet? (Choose two.)

- A. route
- B. NTP
- C. DNS
- D. VLAN

Correct Answer: AC

---

### QUESTION 3

You are installing a new ONTAP 9.7 cluster by following the installation and setup poster. You are ready to complete the initial cluster setup. You have connected your laptop to the management switch. However, when browsing the network, you are unable to discover the ONTAP controllers.

Which statement explains this behavior?

- A. You do not have network discovery enabled.
- B. You do not have a static IP address.
- C. You do not have IPv6 configuration set.
- D. You do not have a default gateway set.

Correct Answer: D

---



#### QUESTION 4

Before installing an 8-node cluster for a customer, you want to validate compatibility with existing hardware. Which two tools would you use to validate the configuration? (Choose two.)

- A. Active IQ Config Advisor
- B. Interoperability Matrix Tool
- C. Active IQ System Manager
- D. Hardware Universe

Correct Answer: AB

---

#### QUESTION 5

An ONTAP cluster is installed at a secure site. The array has no access to the Internet but is managed 24/7 by onsite engineers. The customer requires that when hardware failures occur, the failures are reported to the NetApp Support team as quickly as possible.

In this scenario, which two tasks should be performed during the project hand-off procedure to satisfy the customer's requirement? (Choose two.)

- A. Ensure that Active IQ Config Advisor is installed.
- B. Ensure that the onsite engineers receive EMS alerts when hardware issues occur.
- C. Educate the onsite engineers about invoking the AutoSupport tool from ONTAP System Manager.
- D. Educate the onsite engineer about how to manually log support calls.

Correct Answer: BC

[Latest NS0-181 Dumps](#)

[NS0-181 Practice Test](#)

[NS0-181 Study Guide](#)