



# NSE5\_FMG-6.0<sup>Q&As</sup>

Fortinet NSE 5 - FortiManager 6.0

## Pass Fortinet NSE5\_FMG-6.0 Exam with 100% Guarantee

Free Download Real Questions & Answers **PDF** and **VCE** file from:

[https://www.geekcert.com/nse5\\_fmg-6-0.html](https://www.geekcert.com/nse5_fmg-6-0.html)

100% Passing Guarantee  
100% Money Back Assurance

Following Questions and Answers are all new published by Fortinet  
Official Exam Center

- ⚙️ **Instant Download** After Purchase
- ⚙️ **100% Money Back** Guarantee
- ⚙️ **365 Days** Free Update
- ⚙️ **800,000+** Satisfied Customers





### QUESTION 1

What are the factory default settings on FortiManager? (Choose three.)

- A. Username is admin
- B. Password is fortinet
- C. FortiAnalyzer features are disabled
- D. Reports and Event Monitor panes are enabled
- E. port1 interface IP address is 192.168.1.99/24

Correct Answer: ACE

### QUESTION 2

View the following exhibit.

Start to import config from device(Local-FortiGate) vdom(root) to adom(My\_ADOM), package(Local-Fortigate\_root)

"firewall service category",SKIPPED,"(name=General,oid=697, DUPLICATE)"

"firewall address", SUCCESS,"(name=LOCAL\_SUBNET,oid=684,new object)"

"firewall service custom",SUCCESS,"(name=ALL,oid=863,update previous object)"

"firewall policy",SUCCESS,"(name=1,oid-1090, new object)"

Which one of the following statements is true regarding the object named ALL?

- A. FortiManager updated the object ALL using FortiGate's value in its database
- B. FortiManager updated the object ALL using FortiManager's value in its database
- C. FortiManager created the object ALL as a unique entity in its database, which can be only used by this managed FortiGate.
- D. FortiManager installed the object ALL with the updated value.

Correct Answer: A

### QUESTION 3

View the following exhibit.



## Import Device - Local-FortiGate [root]

Create a new policy package for import.

Policy Package Name

Local-FortiGate

Folder

root

Policy Selection

- ☒ Import All(3)  
☐ Select Policies and Profile Groups to Import

Object Selection

- ☐ Import only policy dependent objects  
☒ Import all objects

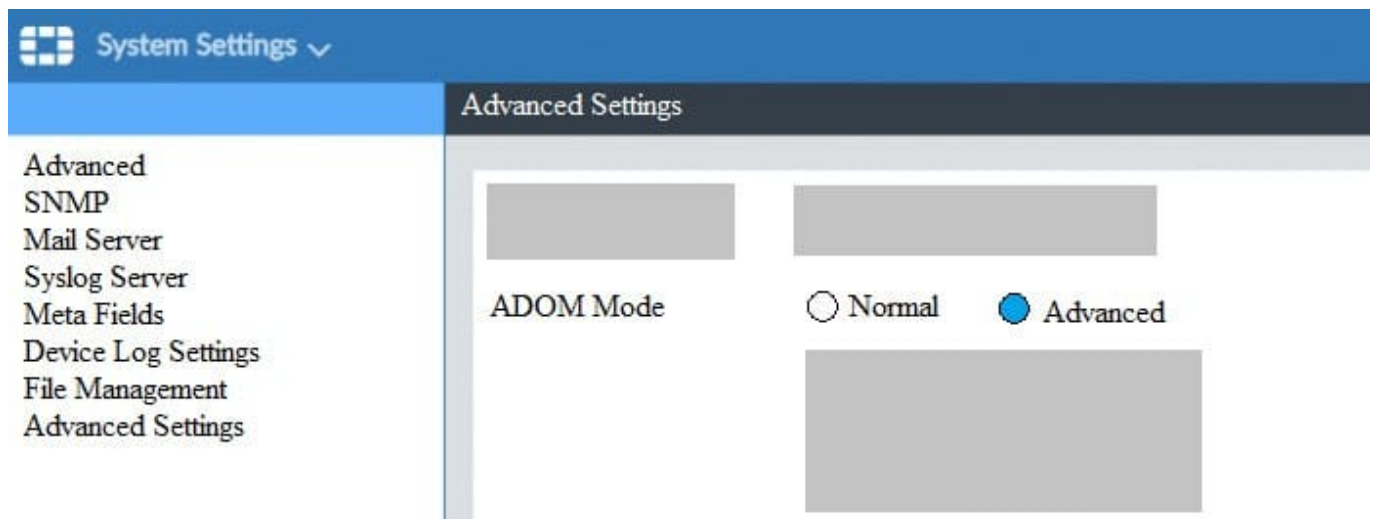
An administrator is importing a new device to FortiManager and has selected the shown options. What will happen if the administrator makes the changes and installs the modified policy package on this managed FortiGate?

- A. The unused objects that are not tied to the firewall policies will be installed on FortiGate
- B. The unused objects that are not tied to the firewall policies will remain as read-only locally on FortiGate
- C. The unused objects that are not tied to the firewall policies locally on FortiGate will be deleted
- D. The unused objects that are not tied to the firewall policies in policy package will be deleted from the FortiManager database

Correct Answer: C

### QUESTION 4

View the following exhibit.



Based on the configuration setting, which one of the following statements is true?

- A. The setting allows automatic updates to the policy package configuration for a managed device
- B. The setting enables the ADOMs feature on FortiManager
- C. This setting allows you to assign different VDOMs from the same FortiGate to different ADOMs.
- D. The setting disables concurrent ADOM access and adds ADOM locking

Correct Answer: C

## QUESTION 5

View the following exhibit.



## Edit Address

Address Name

Training

Type

IP/Netmask

IP/Network

192.168.1.0/255.255.255.255.0

Interface

any

Static Route Configuration

OFF

Comments

0/255



Add to Groups

Click to add

Advanced Options >

Per-Device Mapping

ON

+ Add  Edit  Delete

<input type="checkbox"/>	Name	VDOM	Details
<input type="checkbox"/>	Local-FortiGate	root	IP/Netmask10.0.1.0/255.255.255.0

An administrator has created a firewall address object, Training, which is used in the Local-FortiGate policy package. When the install operation is performed, which IP Netmask will be installed on the Local-FortiGate, for the Training firewall address object?

- A. 10.0.1.0/24
- B. It will create firewall address group on Local-FortiGate with 192.168.0.1/24 and 10.0.1.0/24 object values
- C. 192.168.0.1/24



D. Local-FortiGate will automatically choose an IP Network based on its network interface settings.

Correct Answer: A

[NSE5\\_FMG-6.0 PDF  
Dumps](#)

[NSE5\\_FMG-6.0 VCE  
Dumps](#)

[NSE5\\_FMG-6.0 Study  
Guide](#)