



# TDS-C01<sup>Q&As</sup>

Tableau Desktop Specialist

## Pass Tableau TDS-C01 Exam with 100% Guarantee

Free Download Real Questions & Answers **PDF** and **VCE** file from:

<https://www.geekcert.com/tds-c01.html>

100% Passing Guarantee  
100% Money Back Assurance

Following Questions and Answers are all new published by Tableau  
Official Exam Center

- ⚙️ **Instant Download** After Purchase
- ⚙️ **100% Money Back** Guarantee
- ⚙️ **365 Days** Free Update
- ⚙️ **800,000+** Satisfied Customers





### QUESTION 1

Which two options can you use to change the device layout of a dashboard? (Choose two.)

- A. The Layout pane
- B. The Dashboard menu
- C. The Dashboard pane
- D. The Format menu

Correct Answer: BC

---

### QUESTION 2

Using the Time-series table, create a cross tab showing the Sales for each Item Number-ID, broken down by Assortments, then add Grand totals to the view. Which Item Number ID made the maximum sales across all assortments?

- A. 584
- B. 901
- C. Correct)
- D. 205
- E. 660

Correct Answer: B

Drag Assortment and Year ID to the column shelf, and Item Number ID to the row shelf. Next, drag Sales to the Text label to create a cross-tab

---

### QUESTION 3

With the Marks card drop-down menu set to Automatic, a line chart will be created whenever you place what on the Rows shelf and the Columns shelf?

- A. Measures on one shelf, and a date dimension on the other
- B. Zero or more dimensions on one shelf, and 2 or more measures on the other
- C. Zero or more measures on one shelf, and 2 or more dimensions on the other
- D. A date dimension followed by a continuous measure on one shelf

Correct Answer: A

The Line mark type is selected when there is a date field and a measure as the inner fields on the Rows and Columns



---

shelves

---

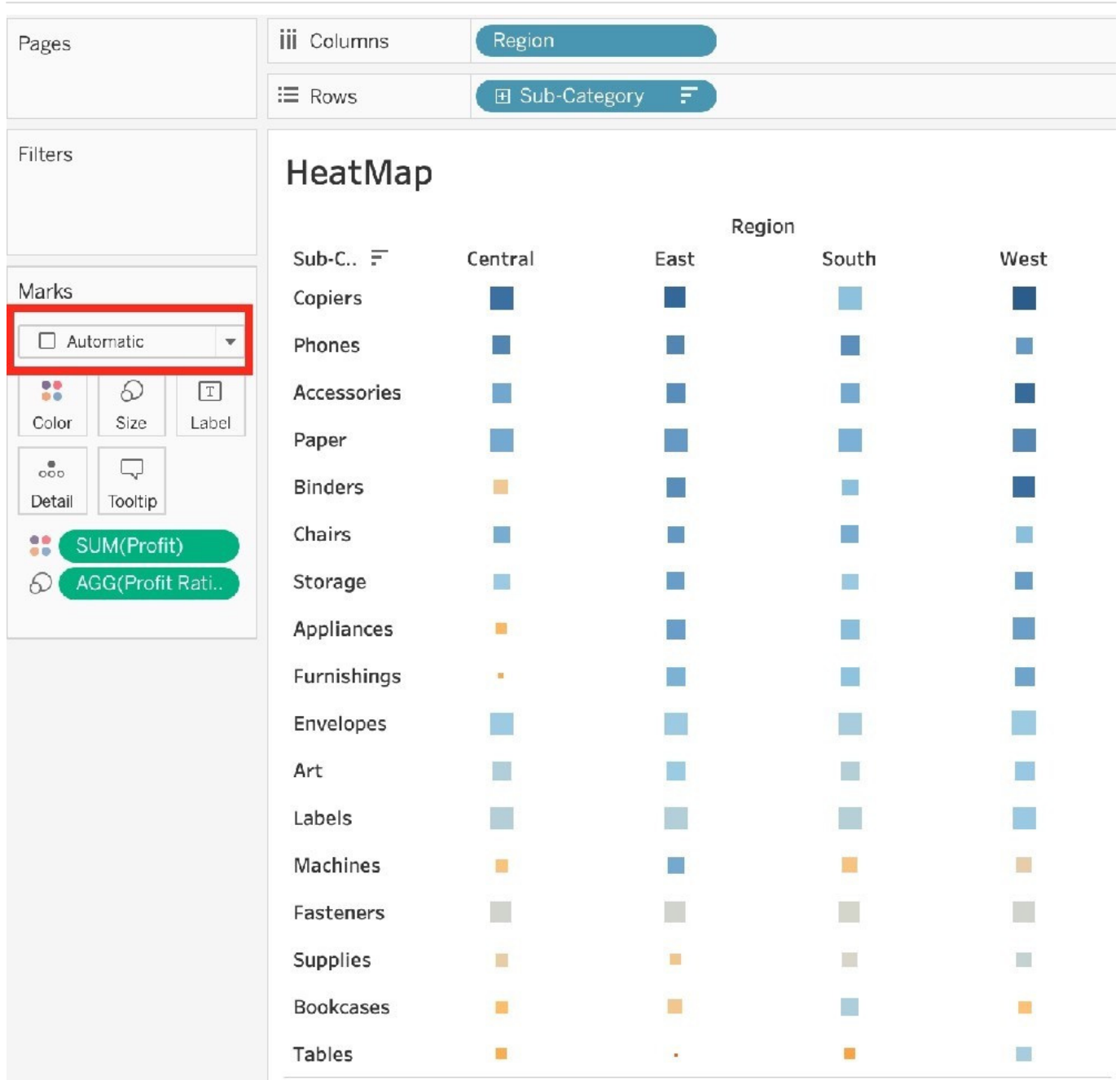
#### QUESTION 4

Which of the following shapes does a Heat Map use by default?

- A. Square
- B. Line
- C. Text
- D. Circle

Correct Answer: A

By default, the shape that a Heat map uses is a "Square". See below: Reference:  
[https://help.tableau.com/current/pro/desktop/en-us/buildexamples\\_highlight.htm](https://help.tableau.com/current/pro/desktop/en-us/buildexamples_highlight.htm)



### QUESTION 5

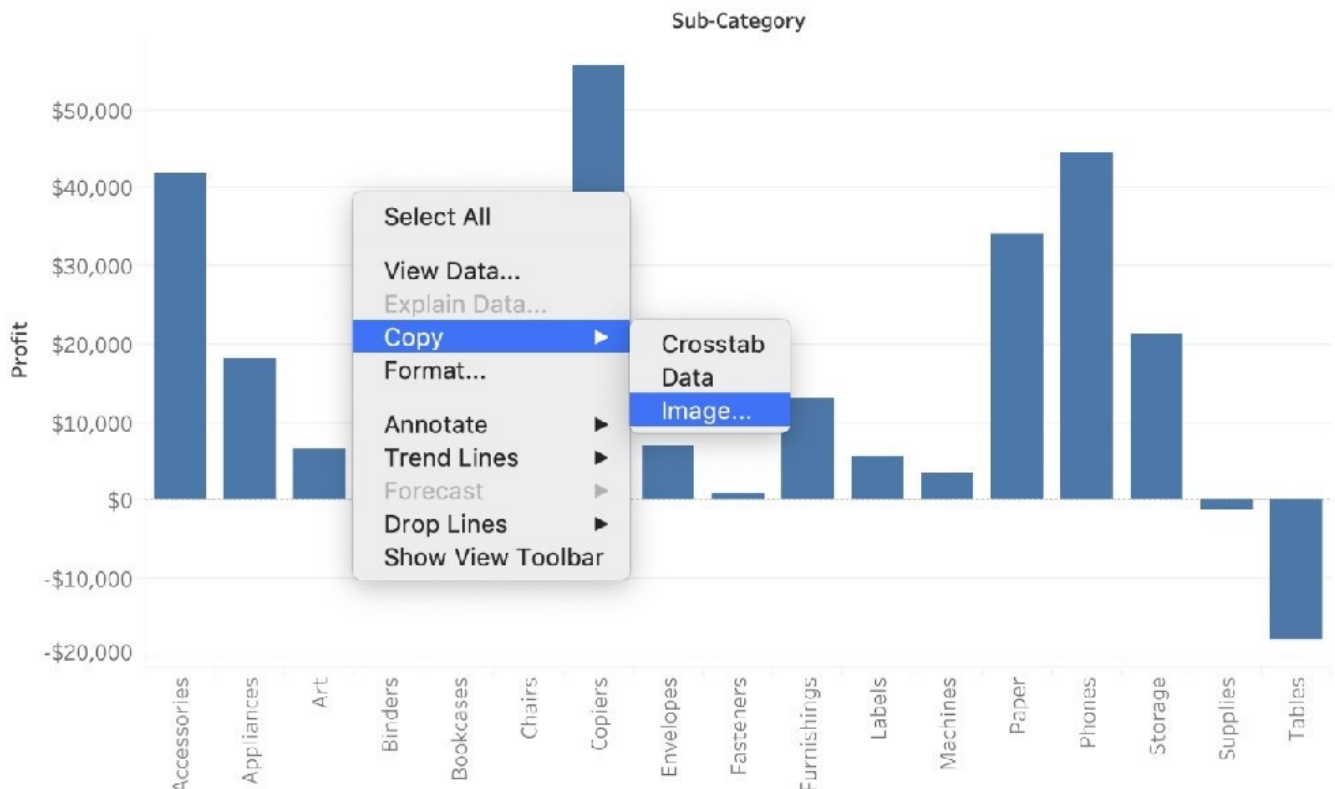
Which of the following are valid ways to copy a worksheet visualisation as an image?

- A. By simply clicking Control + V on the keyboard
- B. By clicking on Worksheet in the Tableau Main Menu above, and choosing Copy->Image
- C. Using the Marks shelf and choosing Copy->Image
- D. By right clicking on the worksheet visualisation and selecting Copy->Image

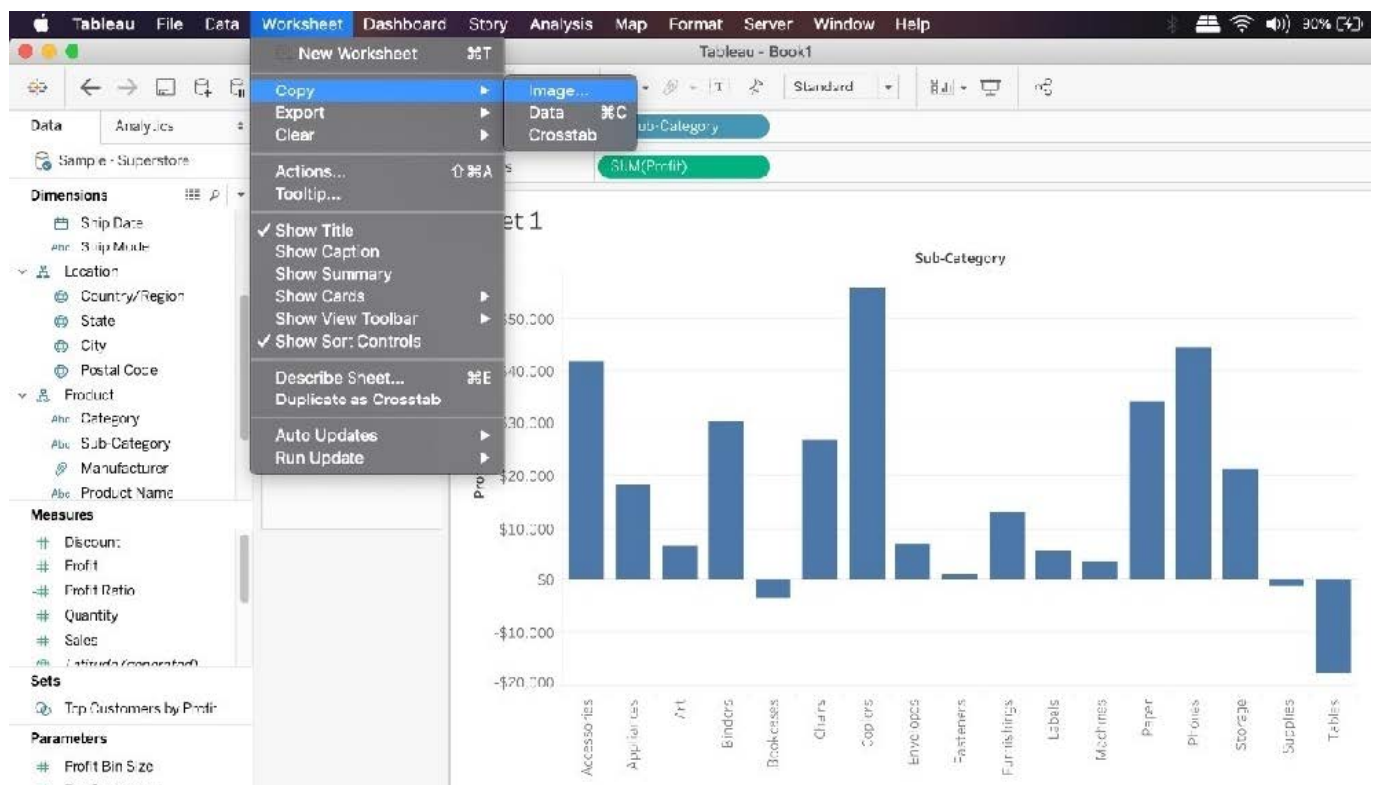
Correct Answer: BD



The following are 2 correct ways to copy the worksheet visualisation as an image:



AND



Reference: [https://help.tableau.com/current/pro/desktop/en-us/save\\_export\\_image.htm](https://help.tableau.com/current/pro/desktop/en-us/save_export_image.htm)



VCE & PDF

GeekCert.com

<https://www.geekcert.com/tds-c01.html>

2024 Latest geekcert TDS-C01 PDF and VCE dumps Download

---

[TDS-C01 VCE Dumps](#)

[TDS-C01 Study Guide](#)

[TDS-C01 Braindumps](#)