



MS-202^{Q&As}

Messaging Administrator Certification Transition

Pass Microsoft MS-202 Exam with 100% Guarantee

Free Download Real Questions & Answers **PDF** and **VCE** file from:

<https://www.geekcert.com/ms-202.html>

100% Passing Guarantee
100% Money Back Assurance

Following Questions and Answers are all new published by Microsoft
Official Exam Center

- ⚙ **Instant Download** After Purchase
- ⚙ **100% Money Back** Guarantee
- ⚙ **365 Days** Free Update
- ⚙ **800,000+** Satisfied Customers





QUESTION 1

HOTSPOT

You have a Microsoft Exchange Server 2019 hybrid deployment.

You run the Get-HybridConfiguration cmdlet and receive the output shown in the following exhibit.

```
ClientAccessServers      : {}
EdgeTransportServers     : {}
ReceivingtransportServers : {EX01, EX02}
SendingTransportServers  : {EX01, EX02}
OnPremisesSmartHost      : mail.litware.com
Domains                  : {litware.com}
Features                  : {FreeBusy, MoveMailbox, Moiltips, MessageTracking, SecureMail, Photos}
ExternalIPAddresses      : {}
TlsCertificateName       : <I>CN=CA, O=SSLCert Inc, C=US<S>CN=mail.litware.com, OU=IT, O=User1,
                          L=Redmond, S=Washington, C=US
```

Use the drop-down menus to select the answer choice that completes each statement based on the information presented in the graphic. NOTE: Each correct selection is worth one point.

Hot Area:

To enable users who have on-premises mailboxes to access their archive mailbox in Exchange online, you must modify the [answer choice] property.

ClientAccessServers
Domains
Features
ExternalIPAddresses

Depending on where the user mailbox is located, to enable automatic Microsoft Outlook on the web redirection to either the on-premises organization or Exchange Online, you must modify the [answer choice] property.

ClientAccessServers
Domains
Features
ExternalIPAddresses

Correct Answer:



To enable users who have on-premises mailboxes to access their archive mailbox in Exchange online, you must modify the [answer choice] property.

ClientAccessServers
Domains
Features
ExternalIPAddresses

Depending on where the user mailbox is located, to enable automatic Microsoft Outlook on the web redirection to either the on-premises organization or Exchange Online, you must modify the [answer choice] property.

ClientAccessServers
Domains
Features
ExternalIPAddresses

<https://docs.microsoft.com/en-us/powershell/module/exchange/federation-and-hybrid/set-hybridconfiguration?view=exchange-ps>

QUESTION 2

You have a Microsoft Exchange Server 2019 Mailbox server named EX01. You run the command as shown in the following exhibit.

```
PS C:\> Get-TransportService EX01 | fl "tracking"

MessageTrackingLogEnabled           : True
MessageTrackingLogMaxAge             : 00:00:00
MessageTrackingLogMaxDirectorySize  : 1000 MB (1,048, 576, 000 bytes)
MessageTrackingLogMaxFileSize       : 10 MB (10, 485, 760 bytes)
MessageTrackingLogPath               : E:\Logs\MessageTracking
MessageTrackingLogSubjectLoggingEnabled : True
```

What is the effect of the configuration?

- A. The message tracking log files will be retained for 30 days, and then they will be purged.
- B. The message tracking log files will be purged immediately.
- C. The message tracking log files will be retained until the directory size limit is exceeded.
- D. The message tracking log files will be retained for 365 days, and then they will be purged.

Correct Answer: C

References: <https://docs.microsoft.com/en-us/exchange/mail-flow/transport-logs/configure-message-tracking?view=exchserver-2019>

QUESTION 3

You manage a Microsoft Exchange Online subscription.

You use Advanced Threat Protection (ATP).



A partner company sends daily invoices to your company. The invoices are always named AdatumInvoice.xlsx.

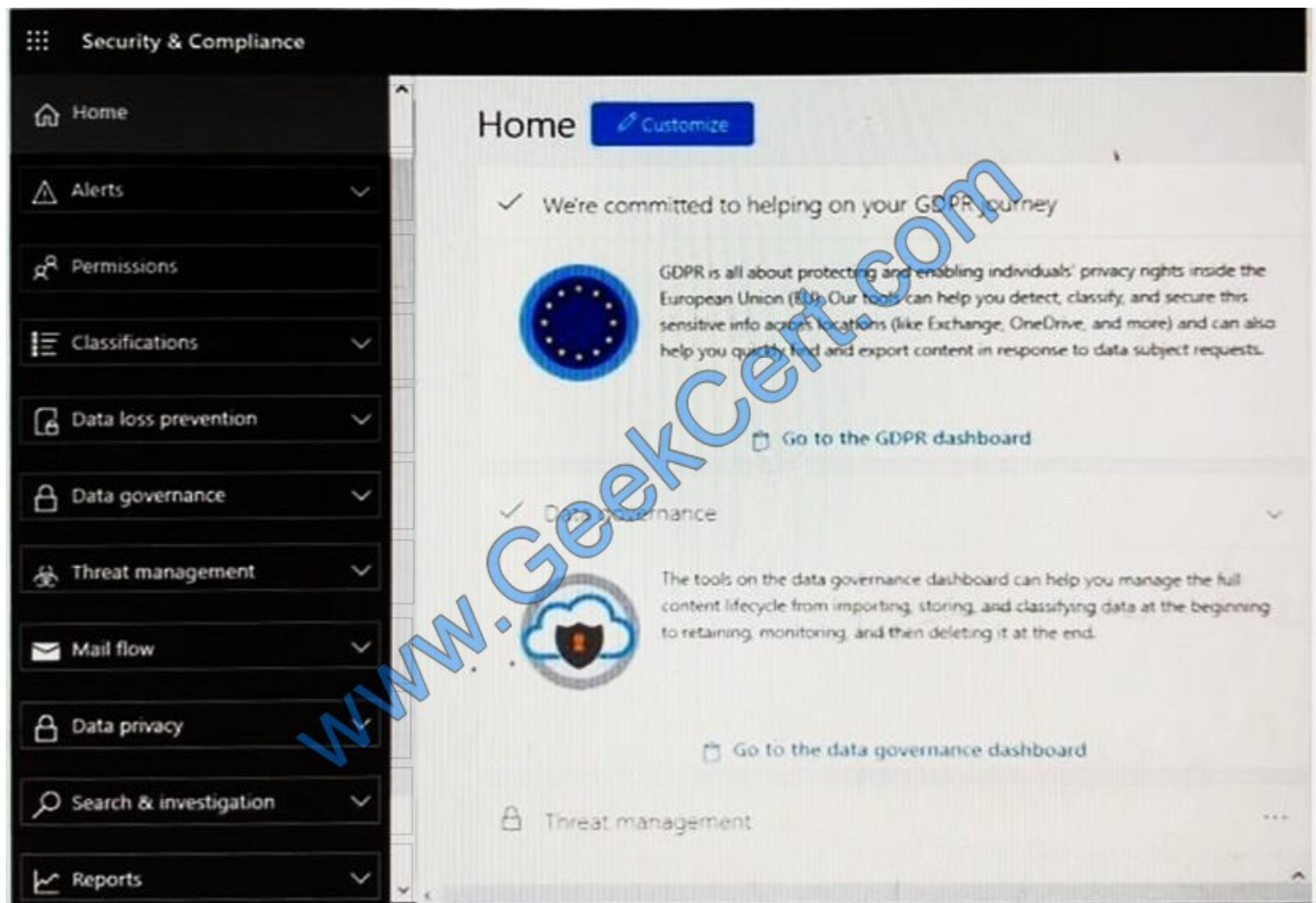
Some users report that sometimes they cannot find the invoices in their Inbox folder.

You need to identify whether the invoices are identified as malicious by Microsoft 365.

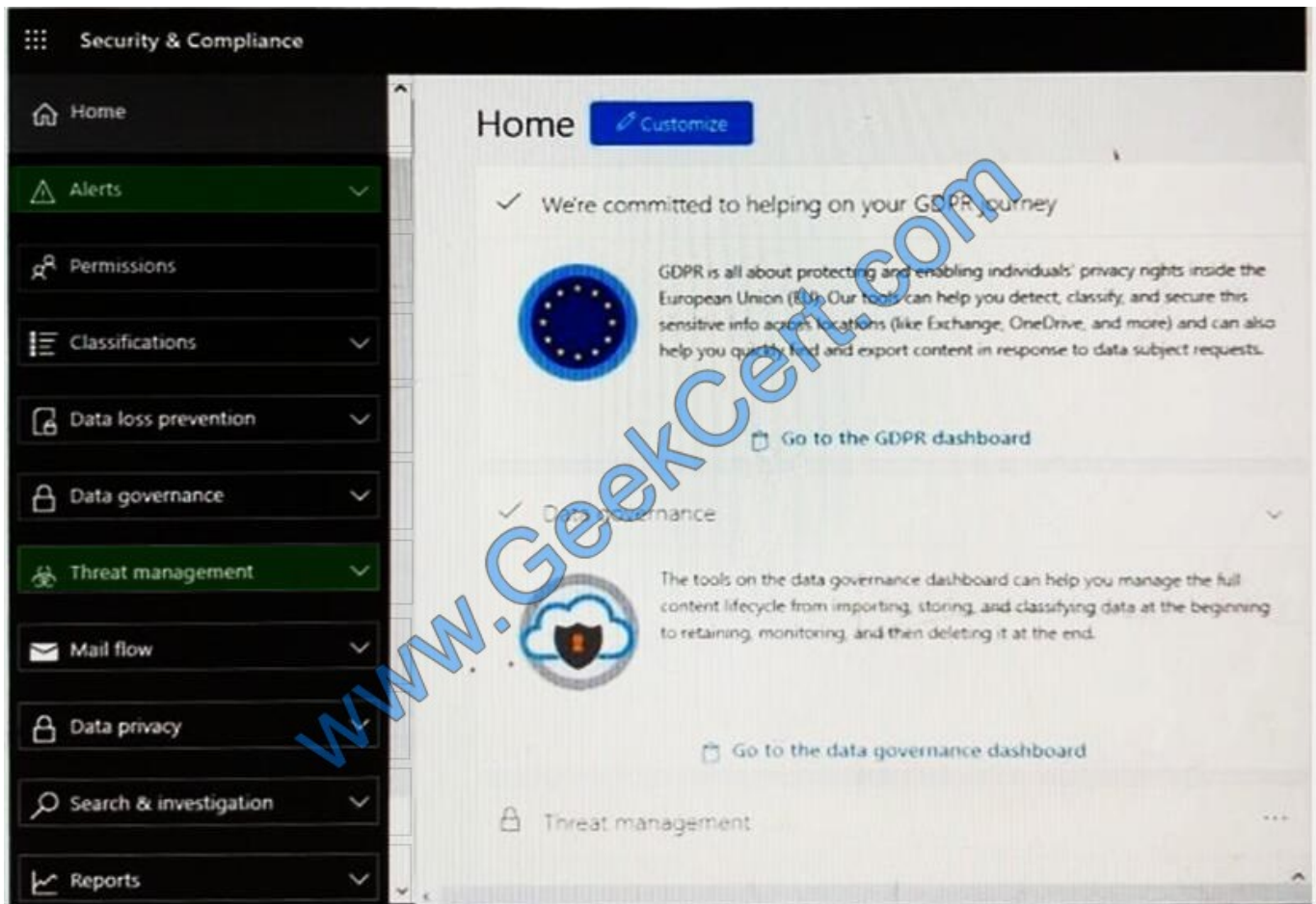
Which two blades should you use? To answer, select the appropriate blades in the answer area.

NOTE: Each correct selection is worth one point.

Hot Area:



Correct Answer:

**QUESTION 4****HOTSPOT**

Your network contains an Active Directory forest. The forest contains the servers in the following table.

Name	Configuration	Domain	Site
DC01	Domain controller (schema master)	litware.com	SiteA
EX01	Microsoft Exchange server	Litware.com	SiteA
DC02	Domain controller	Litware.com	SiteB
DC03	Domain controller (domain naming operations master)	Corp.litware.com	SiteB
EX02	Microsoft Exchange server	Corp.litware.com	SiteB
DC04	Domain controller	Dmz.litware.com	SiteC

The dmz.litware.com domain contains mail-enabled user accounts but does not contain any Exchange servers.

You plan to replace the existing Exchange servers with new servers that have Exchange Server 2019 installed.

You need to extend the schema and prepare the Active Directory domains.



What should you do? To answer, select the appropriate options in the answer area;

NOTE: Each correct selection is worth one point.

Hot Area:

Run setup /PrepareSchema on:

Domains in which you must run setup /PrepareDomain after running setup /PrepareAD:

Correct Answer:

Run setup /PrepareSchema on:

Domains in which you must run setup /PrepareDomain after running setup /PrepareAD:

Correct Answer:

QUESTION 5

HOTSPOT

You have a Microsoft Exchange Server 2019 organization that uses an address space of fabrikam.com.

The organization contains the Send connectors shown in the following table.

Name	Address space	Cost	Message size limit	Smart host
Conn1	*	1	50 MB	10.10.1.1
Conn2	Contoso.com	50	10 MB	10.10.1.5
Conn3	Adatum.com	10	25 MB	10.10.1.5
Conn4	*	100	10 MB	192.168.1.2

You need to identify what occurs when users send email to different external recipients. What should you identify? To answer, select the appropriate options in the answer area; NOTE: Each correct selection is worth one point.

Hot Area:



A user sends a 25-MB email message to user1@contoso.com:

▼
The message is delivered by using Conn1
The message is delivered by using Conn2
The message is delivered by using Conn3
The message is delivered by using Conn4
The message is rejected.

A user sends a 20-MB email message to user1@adatum.com:

▼
The message is delivered by using Conn1
The message is delivered by using Conn2
The message is delivered by using Conn3
The message is delivered by using Conn4
The message is rejected.

Correct Answer:

A user sends a 25-MB email message to user1@contoso.com:

▼
The message is delivered by using Conn1
The message is delivered by using Conn2
The message is delivered by using Conn3
The message is delivered by using Conn4
The message is rejected.

A user sends a 20-MB email message to user1@adatum.com:

▼
The message is delivered by using Conn1
The message is delivered by using Conn2
The message is delivered by using Conn3
The message is delivered by using Conn4
The message is rejected.

<https://docs.microsoft.com/en-us/exchange/mail-flow/mail-routing/connector-selection?view=exchserver-2019>

QUESTION 6

DRAG DROP

You have a Microsoft Exchange Server 2019 organization that contains a Mailbox server named MBX01.

You back up MBX01 by using Windows Server Backup.

You need to recover a deleted mailbox. The solution must minimize the impact on other mailboxes.

Which four actions should you perform in sequence? To answer, move the appropriate actions from the list of actions to the answer area and arrange them in the correct order.

Select and Place:

**Actions**

Run the `isinteg.exe` command and specify the `-fix` parameter.

Create a recovery database.

Run the `New-MailboxRestoreRequest` cmdlet.

Restore the database backup.

Run the `New-MailboxMoveRequest` cmdlet.

Install Exchange Server 2019 on a new server.

Run the `eseutil.exe` command and specify the `/r` parameter.

Answer Area

Correct Answer:

Actions

Run the `isinteg.exe` command and specify the `-fix` parameter.

Run the `New-MailboxRestoreRequest` cmdlet.

Install Exchange Server 2019 on a new server.

Answer Area

Restore the database backup.

Run the `eseutil.exe` command and specify the `/r` parameter.

Create a recovery database.

Run the `New-MailboxMoveRequest` cmdlet.

<https://docs.microsoft.com/en-us/exchange/high-availability/disaster-recovery/restore-data-using-recovery-dbs?view=exchserver-2019>

QUESTION 7

You need to recommend an Office 365 solution that meets the technical requirements for email from adatum.com.

Which two components should you recommend configuring from the Exchange admin center in Exchange Online? Each correct answer presents a complete solution.



NOTE: Each correct selection is worth one point.

- A. DKIM signatures
- B. a spam filter
- C. a connection filter
- D. a malware filter
- E. data loss prevention (DLP) policies

Correct Answer: BC

QUESTION 8

You have a Microsoft Exchange Server 2019 organization that contains four Mailbox servers and one Edge Transport server. The organization supports hundreds of remote users.

You need to block offline access to Outlook on the web for all the users.

What should you do?

- A. Run the Set-OWMailboxPolicy cmdlet and specify the -ExplicitLogonEnabled \$true parameter
- B. Run the Set-OWMailboxPolicy cmdlet and specify the -AllowOfflineOn NoComputers parameter
- C. On the Edge Transport server, run the Set-OwaVirtualDirectory cmdlet and specify the -AllowOfflineOn NoComputers parameter.
- D. On each Mailbox server, run the Set-OwaVirtualDirectory cmdlet and specify the -ExternalURLs \$null parameter.

Correct Answer: C

QUESTION 9

You have a hybrid deployment of Microsoft Exchange Server 2019 and Microsoft 365 that contains three servers.

All email received from the Internet is sent directly to the servers.

You run the following command.

```
Get-MalwareFilterPolicy | FL Name,BypassInboundMessages, BypassOutboundMessages,Action,IsDefault
```

You receive the output in the following exhibit.



```
Name : Default
BypassInboundMessages : False
BypassOutboundMessages : False
Action : DeleteAttachmentAndUseDefaultAlertText
IsDefault : True
EnableInternalSenderNotifications : True
EnableExternalSenderNotifications : True
```

You run the Get-TransportAgent cmdlet and receive the output shown in the following exhibit.

Identity	Enabled	Priority
Transport Rule Agent	True	1
DLP Policy Agent	True	2
Retention Policy Agent	True	3
Supervisory Review Agent	True	4
Malware Agent	False	5
Text Messaging Routing Agent	True	6
Text Messaging Delivery Agent	True	7
System Probe Drop Smtip Agent	True	8
System Probe Drop Routing Agent	True	9

For each of the following statements, select Yes if the statement is true. Otherwise, select No. NOTE: Each correct selection is worth one point.

Hot Area:

Statements	Yes	No
If an email message sent from the Internet contains malware, the message will be delivered successfully to the recipient's mailbox.	<input type="radio"/>	<input type="radio"/>
To prevent an email message from the Internet that contains malware from being delivered to an internal recipient, the default antimalware policy must be modified.	<input type="radio"/>	<input type="radio"/>
To prevent an email message from the Internet that contains malware from being delivered to an internal recipient, the priority of the malware agent must be modified.	<input type="radio"/>	<input type="radio"/>

Correct Answer:



Statements	Yes	No
If an email message sent from the Internet contains malware, the message will be delivered successfully to the recipient's mailbox.	<input checked="" type="radio"/>	<input type="radio"/>
To prevent an email message from the Internet that contains malware from being delivered to an internal recipient, the default antimalware policy must be modified.	<input type="radio"/>	<input checked="" type="radio"/>
To prevent an email message from the Internet that contains malware from being delivered to an internal recipient, the priority of the malware agent must be modified.	<input type="radio"/>	<input checked="" type="radio"/>

QUESTION 10

You have a Microsoft Exchange Server 2019 organization that contains a server named EX01.

You plan to deploy a new Mailbox server named EX05.

You need to ensure that a user named User1 can install Exchange Server 2019 on EX05. The solution must use the principle of least privilege.

Which two actions should you perform? Each correct answer presents part of solution.

NOTE: Each correct selection is worth one point.

- A. Add User1 to the Delegated Setup group
- B. On EX01, run E:\Setup.exe /IAcceptExchangeServerLicenseTerms /Mode:Install
- C. Add User1 to the Server Management group
- D. Add User1 to the Organization Management group
- E. On EX01, run E:\Setup.exe /IAcceptExchangeServerLicenseTerms /NewProvisionedServer:EX05
- F. On EX01, run E:\Setup.exe /IAcceptExchangeServerLicenseTerms /ActiveDirectorySplitPermissions:\$true

Correct Answer: AD

References: <https://docs.microsoft.com/en-us/exchange/plan-and-deploy/deploy-new-installations/delegate-installations?view=exchserver-2019>

QUESTION 11

Note: This question is part of a series of questions that present the same scenario. Each question in the series contains a unique solution that might meet the stated goals. Some question sets might have more than once correct solution,

while others might not have a correct solution.



After you answer a question in this section, you will NOT be able to return to it. As a result, these questions will not appear in the review screen.

Your company has a Microsoft Exchange Server 2019 hybrid deployment that contains two Mailbox servers named MBX1 and MBX2.

The company has the departments shown in the following table.

Name	Mailbox location	Number of recipients
Sales	MBX1	300
Production	MBX2	500
Administration	MBX1	200
IT	Exchange Online	50
Managers	Exchange Online	100
Marketing	Exchange Online	350

From the on-premises organization, outbound email is sent directly to the Internet by using DNS lookups.

You are informed that some sales department users send email messages that are identified as a spam.

You need to automatically block the sales department users from repeatedly sending spam.

Solution: You run the Install-AntispamAgents.ps1 PowerShell script on the MBX1 Mailbox server.

Does this meet the goal?

A. Yes

B. No

Correct Answer: B

QUESTION 12

You need to implement a solution that meets the technical requirements for the retention of junk email, sent items, and deleted items.

What is the minimum number of retention policies and retention tags you should use? To answer, select the appropriate options in the answer area.

NOTE: Each correct selection is worth one point.

Hot Area:



Answer Area

Retention tags:

1
2
3
14
30

Retention policies:

1
2
3
14
30

Correct Answer:

Answer Area

Retention tags:

1
2
3
14
30

Retention policies:

1
2
3
14
30

QUESTION 13

HOTSPOT

You have a Microsoft Exchange Server 2019 hybrid deployment. You have the on-premises mailboxes shown in the following table.



Name	Forwarding address
User1	User6
User2	None
User3	None
User4	None
User5	None
User6	None

You add the mailbox permissions shown in the following table.

Mailbox	Permission
User2	Send As for User4
User4	Full Access for User3
User6	Send on Behalf for User5

You plan to migrate the mailboxes to Exchange Online by using remote mailbox move requests. The mailboxes will be migrated according to the schedule shown in the following table.

Week	Mailbox
1	User1, User2, User3, User6
2	User4, User5

Mailboxes migrated the same week will have their mailbox move requests included in the same batch and will be cut over simultaneously.

For each of the following statements, select Yes if the statement is true. Otherwise, select No.

NOTE: Each correct selection is worth one point.

Hot Area:

Statements	Yes	No
The mail forwarding settings of the User1 mailbox will be preserved automatically after the migration.	<input type="radio"/>	<input type="radio"/>
The permissions granted to the User4 mailbox for the User2 mailbox will be preserved automatically after the migration.	<input type="radio"/>	<input type="radio"/>
The permissions granted to the User3 mailbox for the User4 mailbox will be preserved automatically after the migration.	<input type="radio"/>	<input type="radio"/>

Correct Answer:



Statements	Yes	No
The mail forwarding settings of the User1 mailbox will be preserved automatically after the migration.	<input type="radio"/>	<input checked="" type="radio"/>
The permissions granted to the User4 mailbox for the User2 mailbox will be preserved automatically after the migration.	<input checked="" type="radio"/>	<input type="radio"/>
The permissions granted to the User3 mailbox for the User4 mailbox will be preserved automatically after the migration.	<input checked="" type="radio"/>	<input type="radio"/>

<https://docs.microsoft.com/en-us/exchange/exchange-hybrid-exchange-hybrid-cross-forest-permissions/> <https://practical365.com/exchange-online/configuring-exchange-hybrid-cross-forest-permissions/>

QUESTION 14

Note: This question is part of a series of questions that present the same scenario. Each question in the series contains a unique solution that might meet the stated goals. Some question sets might have more than one correct solution, while

others might not have a correct solution.

After you answer a question in this scenario, you will NOT be able to return to it. As a result, these questions will not appear in the review screen.

Your company has a Microsoft 365 subscription.

Several users in the finance department of the company recently accesses unsafe websites by clicking on links in email messages.

Users in the marketing department of the company report that they must be able to access all the links embedded in email messages.

You need to reduce the likelihood of the finance department users accessing unsafe websites. The solution must affect only the finance department users.

Solution: You modify the content filtering settings.

Does this meet the goal?

A. Yes

B. No

Correct Answer: A

References:

<https://docs.microsoft.com/en-us/exchange/antispam-and-antimalware/antispam-protection/content-filteringprocedures?view=exchserver-2019>



QUESTION 15

You have a Microsoft Exchange Server organization that contains the servers shown in the following table.

Name	Exchange version
EX01	Exchange Server 2016 Standard
EX02	Exchange Server 2019 Standard

You have the users shown in the following table.

Name	Mailbox server
User1	EX01
User2	EX02
User3	EX02

All users have a Standard CAL.

You need to provide an archive mailbox to each user in the organization.

What should you do before you provide each user with an archive mailbox?

- A. Purchase an Enterprise CAL for each user
- B. Move all the mailboxes to EX02
- C. Upgrade EX01 and EX02 to Exchange Server 2019 Enterprise.
- D. Upgrade EX01 to Exchange Server 2019 Standard

Correct Answer: A

References: <https://docs.microsoft.com/en-us/Exchange/policy-and-compliance/in-place-archiving/in-place-archiving?view=exchserver-2019>

[Latest MS-202 Dumps](#)

[MS-202 VCE Dumps](#)

[MS-202 Exam Questions](#)



To Read the [Whole Q&As](#), please purchase the [Complete Version](#) from [Our website](#).

Try our product !

100% Guaranteed Success

100% Money Back Guarantee

365 Days Free Update

Instant Download After Purchase

24x7 Customer Support

Average 99.9% Success Rate

More than 800,000 Satisfied Customers Worldwide

Multi-Platform capabilities - [Windows](#), [Mac](#), [Android](#), [iPhone](#), [iPod](#), [iPad](#), [Kindle](#)

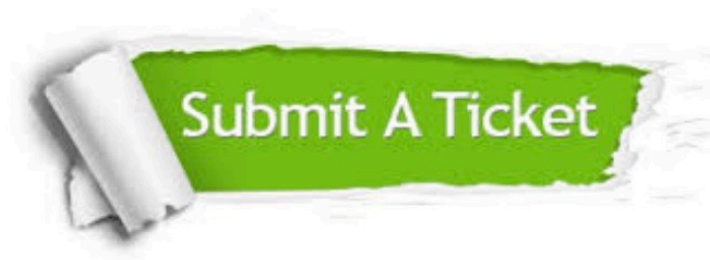
We provide exam PDF and VCE of Cisco, Microsoft, IBM, CompTIA, Oracle and other IT Certifications.
You can view Vendor list of All Certification Exams offered:

<https://www.geekcert.com/allproducts>

Need Help

Please provide as much detail as possible so we can best assist you.

To update a previously submitted ticket:



 One Year Free Update Free update is available within One Year after your purchase. After One Year, you will get 50% discounts for updating. And we are proud to boast a 24/7 efficient Customer Support system via Email.	 Money Back Guarantee To ensure that you are spending on quality products, we provide 100% money back guarantee for 30 days from the date of purchase.	 Security & Privacy We respect customer privacy. We use McAfee's security service to provide you with utmost security for your personal information & peace of mind.
---	---	--

Any charges made through this site will appear as Global Simulators Limited.

All trademarks are the property of their respective owners.

Copyright © geekcert, All Rights Reserved.